



CHILDREN'S EDUCATION SOCIETY (Regd.)

THE OXFORD DENTAL COLLEGE

(Recognized by the Govt. of Karnataka, Affiliated to Rajiv Gandhi University of Health Sciences,
Karnataka & Recognised by Dental Council of India, New Delhi)

Bommanahalli, Hosur Road, Bangalore - 560 068.

Ph: 080-61754680 Fax: 080 - 61754693 E-mail: deandirector@odc@gmail.com

Website: www.theoxford.edu

Detailed report of training programs organised for competitive examinations

by the Institution

SL. No.	Name of the scheme	Page No.
2016 - 17		
1.	Orientation in clinical and non-clinical subjects and opportunities in various specialties in MDS	2 - 15
2.	Demonstration of surgical endodontic techniques on mannequin for PhD in conservative and endodontic	16 - 29
3.	Orientation for CAD /CAM and importance diagnosis	30 - 45
2017 - 18		
4.	Career guidance for government exams and jobs	46 - 59
5.	Orientation for fellowship in implant ology	60 - 73
2018 - 19		
6.	Academic counseling- pointers for excellence	74 - 87
7.	Corporate jobs and position as medical officer	88 - 96
2019 - 20		
8.	Career guidance for students after post-graduation- fellowships and Ph.D. programs	97 - 109
9.	Orientation and awareness for medical emergencies and management program	110 - 128
10.	Guiding the path- keys to crack international entrance examinations	129 - 140
2020 - 21		
11.	Orientation of undergraduates for various specialties in dentistry	141 - 154
12.	Guidance for fellowship in implants- the modern era of dentistry	155 - 172
13.	Future in dentistry	173 - 183
14.	Mock exam for NEET preparation and counseling	184 - 198

Dean and Director
The Oxford Dental College, Bommanahalli
Hosur Road Bengaluru - 560 068



CHILDREN'S EDUCATION SOCIETY (Regd.)

THE OXFORD DENTAL COLLEGE

(Recognized by the Govt. of Karnataka, Affiliated to Rajiv Gandhi University of Health Sciences,
Karnataka & Recognised by Dental Council of India, New Delhi)

Bommanahalli, Hosur Road, Bangalore - 560 068.

Ph: 080-61754680 Fax : 080 - 61754693E-mail:deandirectortodc@gmail.com

Website: www.theoxford.edu

2016-17

Orientation in Clinical and Non-Clinical Subjects and Opportunities in Various Specialities In MDS

SOP for Conduct of Training Program

The main purpose of this program is to create a thorough awareness among the undergraduates regarding the different branches of dentistry and to give them a clear demarcation between different clinical and non-clinical branches existent.

It aims at making students well versed with how the scope varies with respect to different subjects and how they can make wise future choices depending upon their technical abilities and interests.

The aim of this program is to in still the need of higher education in students and giving them an insight of how it will help in widening their professional horizons in future.

Moreover, the students will be briefed about latest advancements in different fields of dentistry and how by pursuing the master's degree can make them well acquainted with the recent developments and thus allowing them to stand taller.

Students will be briefed about different examinations for pursuing higher studies, their patterns, method of application both at national and international level. The insight about the future aspects of both will be discussed.

By the end students will get an overall idea about different clinical and non-clinical subjects and opportunities in various specialities in MDS.


PRINCIPAL
The Oxford Dental College
Bommanahalli, Hosur Road,
Bangalore - 560 068.



CHILDREN'S EDUCATION SOCIETY (Regd.)

THE OXFORD DENTAL COLLEGE

(Recognized by the Govt. of Karnataka, Affiliated to Rajiv Gandhi University of Health Sciences,
Karnataka & Recognised by Dental Council of India, New Delhi)

Bommanahalli, Hosur Road, Bangalore - 560 068.

Ph: 080-61754680 Fax : 080 - 61754693E-mail:deandirectortodc@gmail.com

Website: www.theoxford.edu

Circular

No.: TODC/CBSKC/2016-17/01

Date: 19.07.2016

It is to inform all the members of the Capability Building and Skill Enhancement Committee is conducting a program on **Orientation in clinical and non-clinical subjects and opportunities in various specialities in MDS** on 21-07-2016 in the Seminar room of The Oxford Dental College by 10:30 am. Please find the below agenda for the meeting. All the members are requested to come with inputs and documents required.

Agenda:

- To decide date and venue for the upcoming orientation program.
- The other agenda of the day was the organization of the program for the final year BDS students and Interns.
- The last agenda was how to ensure the maximum participation in this program.


Dr. Malathi Dayalan

(Chairperson)

Chairperson

Placement & Pre-Clinical Training Committee

Cc to:

1. Principal office- TODC
2. IQAC- TODC
3. Committee members
4. HOD's- All Department



CHILDREN'S EDUCATION SOCIETY (Regd.)

THE OXFORD DENTAL COLLEGE

(Recognized by the Govt. of Karnataka, Affiliated to Rajiv Gandhi University of Health Sciences,
Karnataka & Recognised by Dental Council of India, New Delhi)

Bommanahalli, Hosur Road, Bangalore - 560 068.

Ph: 080-61754680 Fax : 080 - 61754693E-mail:deandirectortodc@gmail.com

Website: www.theoxford.edu

Proceedings of the Capability Building and Skill Enhancement Committee meeting

The Capability Building and Skill Enhancement Committee conducted a meeting with all the committee members in the seminar room on 21-07-2016 at 10:30 am

The following were the members present for the meeting.

SL. No.	Name	Committee Designation	Designation
1.	Dr. Malathi Dayalan	Chairperson	Prof. & HOD- Prosthodontics
2.	Prof. Nancy	Member Coordinator	Office
3.	Dr. Sowbhagya	Member	Senior Lecturer-Oral Medicine
4.	Dr. Mueedul Islam	Member	Reader-Oral Surgery
5.	Dr. R M Rosh	Member	Senior Lecturer-Periodontics
6.	Dr. Jyothi	Member	Reader-Conservative
7.	Dr. Ravi Sinha	Member	Senior Lecturer-Prosthodontics
8.	Dr. Anuradha	Member	Professor and Hod-Oral Medicine
9.	Dr. Sridevi	Member	Reader-Periodontics
10.	Dr. Raganandan	Member	Professor-Orthodontics
11.	Dr. Sadhana Shenoy	Member	Professor-Oral Pathology
12.	Dr. Ajina	Member	UG Student
13.	Dr. Pragyan	Member	UG Student
14.	Ritika Sampath Kumar	Member	PG Student
15.	M D Sibgatullah	Member	PG Student (Oral Surgery)


Chairperson
Placement & Pre-Clinical-Training Committee



CHILDREN'S EDUCATION SOCIETY (Regd.)

THE OXFORD DENTAL COLLEGE

(Recognized by the Govt. of Karnataka, Affiliated to Rajiv Gandhi University of Health Sciences,
Karnataka & Recognised by Dental Council of India, New Delhi)

Bommanahalli, Hosur Road, Bangalore - 560 068.

Ph: 080-61754680 Fax: 080 - 61754693E-mail:deandirectortodc@gmail.com

Website: www.theoxford.edu

Resolutions:

All the committee members who attended the meeting gave their valuable inputs and had a discussion. There were many suggestions that came up from different members aiming at making the program highly beneficial to participants like encouraging them to put out their views and considering same while motivating them for higher studies and thus making the program interactive.

All the committee members agreed to the training program on Orientation in clinical and non- clinical subjects and opportunities in various specialities in MDS to be held on 21-07-2016 for Final year BDS and Interns in the 7th floor seminar room at 10am.

It was also decided to plan the program and other details to be submitted at the earliest from the day of meeting.

The meeting was concluded with vote of thanks from member coordinator.


Dr. Malathi Dayalan
Chairperson

Placement & Pre-Clinical-Training Committee
(Chairperson)

Cc to:

1. Principal office- TODC
2. IQAC- TODC
3. HOD's- All Departments



CHILDREN'S EDUCATION SOCIETY (Regd.)

THE OXFORD DENTAL COLLEGE

(Recognized by the Govt. of Karnataka, Affiliated to Rajiv Gandhi University of Health Sciences,
Karnataka & Recognised by Dental Council of India, New Delhi)

Bommanahalli, Hosur Road, Bangalore – 560 068.

Ph: 080-61754680 Fax : 080 – 61754693E-mail:deandirectortodc@gmail.com

Website: www.theoxford.edu

Brochure



The Capability building and skill enhancement committee is conducting a training program on



“ORIENTATION IN CLINICAL AND NONCLINICAL SUBJECTS AND OPPORTUNITIES IN VARIOUS SPECIALITIES IN MDS”

Presenter: Dr LIPI BARDIA

Date: 21-4-2016

Venue: seminar hall

Program:

9.00-10.00	Inauguration
10.00-11.00	Lecture
11.00-11.30	Tea break
11:30-12:30	Test



CHILDREN'S EDUCATION SOCIETY (Regd.)

THE OXFORD DENTAL COLLEGE

(Recognized by the Govt. of Karnataka, Affiliated to Rajiv Gandhi University of Health Sciences,
Karnataka & Recognised by Dental Council of India, New Delhi)
Bommanahalli, Hosur Road, Bangalore - 560 068.
Ph: 080-61754680 Fax : 080 - 61754693 E-mail: deandirectortodc@gmail.com
Website: www.theoxford.edu

Notice to Students to Attend Training Program

This is to bring to the notice of the final year BDS and interns that a lecture on the topic "Orientation in clinical and non-clinical subjects and opportunities in various specialties in MDS" is being organized on 28-7-2016 in the seminar hall from 10:00 am onwards. All the participants are here by instructed to attend the training program.

Program Schedule

Presenter: Dr. Lipi Bardia

Title: "Orientation in clinical and non-clinical subjects and opportunities in various specialties in MDS"


Venue: Seminar Hall

Program:

9.30 am -10.00 am	Inauguration
10.00 am -11.00 am	Lecture
11.00 am -11.30 am	Tea break
11:30 am -12:30 am	Demonstration
12.30 am -1.00 am	Break
1.00 am - 1.30 am	Test
1.30 am - 2.30 am	Interactive session

Cc to:

1. Principal office- TODC
2. HOD's- All Departments
3. Notice Board


PRINCIPAL
The Oxford Dental College
Bommanahalli, Hosur Road,
Bangalore - 560 068.



CHILDREN'S EDUCATION SOCIETY (Regd.)

THE OXFORD DENTAL COLLEGE

(Recognized by the Govt. of Karnataka, Affiliated to Rajiv Gandhi University of Health Sciences,
Karnataka & Recognised by Dental Council of India, New Delhi)

Bommanahalli, Hosur Road, Bangalore - 560 068.

Ph: 080-61754680 Fax : 080 - 61754693E-mail:deandirectortodc@gmail.com

Website: www.theoxford.edu

Activity Report

Date: 28-07-2016

Time: 10:00 am - 2:30 pm

Title: Orientation in clinical and non-clinical subjects and opportunities in various specialties in MDS.

Objective: To guide students for clinical and non-clinical subjects and opportunities in various specialties in MDS.

Location: Seminar Hall

Organized by: TODC, student guidance and career counselling cell

Audience: Undergraduates and Interns

Speaker: Dr. Lipi Bardia

Method adopted: Lecture and Demonstration on mannequin

Materials used: Power point presentation and Interactive Q and A session.

Description: A detailed lecture was delivered by Dr. Lipi Bardia from 10:00 am- 2.30 pm.

The target audience was the Undergraduates and Interns.

The aim of the meeting was to guide students for clinical and non-clinical subjects and opportunities in various specialties in MDS. Pointers and methods to apply as well as successfully clear the exams were shared and explained by Dr. Lipi Bardia, under the guidance of Dr. Malathi Dayalan. The program was followed by a brief fun and interactive session between the audience and the speakers after which they were asked to give their feedbacks for the same


Chairperson
Placement & Pre-Clinical Training Committee



CHILDREN'S EDUCATION SOCIETY (Regd.)

THE OXFORD DENTAL COLLEGE

(Recognized by the Govt. of Karnataka, Affiliated to Rajiv Gandhi University of Health Sciences, Karnataka & Recognised by Dental Council of India, New Delhi)

Bommanahalli, Hosur Road, Bangalore – 560 068.

Ph: 080-61754680 Fax : 080 – 61754693E-mail:deandirectortodc@gmail.com

Website: www.theoxford.edu





CHILDREN'S EDUCATION SOCIETY (Regd.)

THE OXFORD DENTAL COLLEGE

(Recognized by the Govt. of Karnataka, Affiliated to Rajiv Gandhi University of Health Sciences,
Karnataka & Recognised by Dental Council of India, New Delhi)

Bommanahalli, Hosur Road, Bangalore – 560 068.

Ph: 080-61754680 Fax : 080 – 61754693E-mail:deandirectortodc@gmail.com

Website: www.theoxford.edu





CHILDREN'S EDUCATION SOCIETY (Regd.)

THE OXFORD DENTAL COLLEGE

(Recognized by the Govt. of Karnataka, Affiliated to Rajiv Gandhi University of Health Sciences,
Karnataka & Recognised by Dental Council of India, New Delhi)
Bommanahalli, Hosur Road, Bangalore - 560 068.

Ph: 080-61754680 Fax : 080 - 61754693E-mail:deandirectortodc@gmail.com
Website: www.theoxford.edu

Question Paper

Orientation in clinical and non-clinical subjects and opportunities in various specialties in MDS

1. The MDS postgraduate have many opportunities in the fields of

- Dental Medicine
- Dental Research
- Forensic Pathologist
- All of above

2. The dental research scientist are not hired in one of these followings

- Indian Dental Association
- National Board for Certificates in Dental Laboratory Technology
- Central manufacturing Technology institute
- Dental ceramists India Private Limited

3. The following are the MDS entrance exams conducted by respective authorities for admissions

- AIIMS MDS
- PGIMER MDS
- NEET MDS
- All of the above

4. UGC-DAE consortium for scientific research for research associate/ analyst was created in year

- 1994
- 1995
- 2001
- 1990

5. The MDS students can take up professional certificates in specialization are essential to have subject matter experts in following number of departments

- 7
- 9
- 6
- 5

6. Master's in public health (MPH) degree is designed to expose candidates to core descriptive areas of public health

- Biostatistics, Epidemiology, Environmental Health, Social Sciences
- Biostatistics, Environmental Health, Social Sciences, Surgery
- Fixed Partial Denture, Social Sciences, Surgery, Epidemiology
- Epidemiology, Biostatistics, Ethics, Surgery


Chairperson 11
Placement & Pre-Clinical-Training Committee



CHILDREN'S EDUCATION SOCIETY (Regd.)

THE OXFORD DENTAL COLLEGE

(Recognized by the Govt. of Karnataka, Affiliated to Rajiv Gandhi University of Health Sciences,
Karnataka & Recognised by Dental Council of India, New Delhi)

Bommanahalli, Hosur Road, Bangalore - 560 068.

Ph: 080-61754680 Fax : 080 - 61754693E-mail:deandirectortodc@gmail.com

Website: www.theoxford.edu

7. Forensic odontology is the study of dental applications in

- a. Surgical procedure
- b. Repair dentures
- c. Legal proceedings
- d. Conduct root canal treatment

8. Ph.D after MDS, the time period comes under category of

- a. 3-6 years
- b. 4-8 years
- c. 1-4 years
- d. 6months- 24 months

9. Setting a dental clinic for practice, the following documents required

- a. License from state level professional dental establishment authority under act
- b. AERB clearance
- c. Biomedical waste management from pollution control board
- d. All of the above

10. What is the full form of AERB

- a. Atomic Energy Regulatory Board
- b. Atomic Emission Regulatory Board
- c. Atomic Emission Regulatory Basics
- d. Atomic Energy Regulatory Basics


Chairperson
Placement & Pre-Clinical-Training Committee



CHILDREN'S EDUCATION SOCIETY (Regd.)

THE OXFORD DENTAL COLLEGE

(Recognized by the Govt. of Karnataka, Affiliated to Rajiv Gandhi University of Health Sciences,
Karnataka & Recognised by Dental Council of India, New Delhi)

Bommanahalli, Hosur Road, Bangalore - 560 068.

Ph: 080-61754680 Fax : 080 - 61754693E-mail:deandirectortodc@gmail.com

Website: www.theoxford.edu

Answer Scheme

Orientation in clinical and non-clinical subjects and opportunities in various specialties in MDS

1. The MDS postgraduate have many opportunities in the fields of

- a. Dental Medicine
- b. Dental Research
- c. Forensic Pathologist
- d. All of above

Answer: d

2. The dental research scientist are not hired in one of these followings

- a. Indian Dental Association
- b. National Board for Certificates in Dental Laboratory Technology
- c. Central manufacturing Technology institute
- d. Dental ceramists India Private Limited

Answer: c

3. The following are the MDS entrance exams conducted by respective authorities for admissions

- a. AIIMS MDS
- b. PGIMER MDS
- c. NEET MDS
- d. All of the above

Answer: d

4. UGC-DAE consortium for scientific research for research associate/ analyst was created in year

- a. 1994
- b. 1995
- c. 2001
- d. 1990

Answer: d

5. The MDS students can take up professional certificates in specialization are essential to have subject matter experts in following number of departments

- a. 7
- b. 9
- c. 6
- d. 5

Answer: b


Chairperson

Placement & Pre-Clinical Training Committee



CHILDREN'S EDUCATION SOCIETY (Regd.)

THE OXFORD DENTAL COLLEGE

(Recognized by the Govt. of Karnataka, Affiliated to Rajiv Gandhi University of Health Sciences,
Karnataka & Recognised by Dental Council of India, New Delhi)

Bommanahalli, Hosur Road, Bangalore - 560 068.

Ph: 080-61754680 Fax: 080 - 61754693E-mail: deandirectortodc@gmail.com

Website: www.theoxford.edu

6. Master in public health (MPH) degree is designed to expose candidates to core descriptive areas of public health

- Biostatistics, Epidemiology, Environmental Health, Social Sciences
- Biostatistics, Environmental Health, Social Sciences, Surgery
- Fixed Partial Denture, Social Sciences, Surgery, Epidemiology
- Epidemiology, Biostatistics, Ethics, Surgery

Answer: a

7. Forensic odontology is the study of dental applications in

- Surgical procedure
- Repair dentures
- Legal proceedings
- Conduct root canal treatment

Answer: c

8. Ph.D. after MDS, the time period comes under category of

- 3-6 years
- 4-8 years
- 1-4 years
- 6months- 24 months

Answer: a

9. Setting a dental clinic for practice, the following documents required

- License from state level professional dental establishment authority under act
- AERB clearance
- Biomedical waste management from pollution control board
- All of the above

Answer: d

10. What is the full form of AERB

- Atomic Energy Regulatory Board
- Atomic Emission Regulatory Board
- Atomic Emission Regulatory Basics
- Atomic Energy Regulatory Basics

Answer: a


Chairperson

Placement & Pre-Clinical-Training Committee



CHILDREN'S EDUCATION SOCIETY (Regd.)

THE OXFORD DENTAL COLLEGE

(Recognized by the Govt. of Karnataka, Affiliated to Rajiv Gandhi University of Health Sciences,
Karnataka & Recognised by Dental Council of India, New Delhi)

Bommanahalli, Hosur Road, Bangalore – 560 068.

Ph: 080-61754680 Fax : 080 – 61754693E-mail:deandirectortodc@gmail.com

Website: www.theoxford.edu

Certificate



THE OXFORD DENTAL COLLEGE

Bommanahalli, Hosur road, Bangalore

CAPABILITY BUILDING AND SKILL ENHANCEMENT COMMITTEE

CERTIFICATE OF PARTICIPATION

Presented to

In recognition of participation to TRAINING PROGRAM on
**"ORIENTATION IN CLINICAL AND NON CLINICAL SUBJECTS AND OPPORTUNITIES IN
VARIOUS SPECIALITIES IN MDS**
held at The Oxford Dental College.

DR. LIPI BARDIA
PRESENTER



CHILDREN'S EDUCATION SOCIETY (Regd.)

THE OXFORD DENTAL COLLEGE

(Recognized by the Govt. of Karnataka, Affiliated to Rajiv Gandhi University of Health Sciences,
Karnataka & Recognised by Dental Council of India, New Delhi)

Bommanahalli, Hosur Road, Bangalore - 560 068.

Ph: 080-61754680 Fax: 080 - 61754693E-mail: deandirectortodc@gmail.com

Website: www.theoxford.edu

Demonstration of Surgical Endodontic Techniques on Mannequin for Ph.D. In Conservative and Endodontics

SOP for Conduct of Training Program

This program will be carried out by Department of Conservative and Endodontics with an aim of instilling the desire among postgraduate students to opt for further higher studies.

Different surgical endodontic techniques will be demonstrated by professionals on the mannequins that will give them a brief insight of vastness of the techniques in the field of Endodontics and will encourage them to keep on the process of learning. It will provide an insight into deeper world of Endodontics.

The aim of this program is to inculcate in students that there is no end to learning and how one can expand our horizons of knowledge by keeping up with the different techniques and technologies that keep coming up with every passing day.

By the end of program participants will get a clear idea of different surgical endodontic procedures that will be demonstrated to them on mannequins.

PRINCIPAL
The Oxford Dental College
Bommanahalli, Hosur Road,
Bangalore - 560 068.



CHILDREN'S EDUCATION SOCIETY (Regd.)

THE OXFORD DENTAL COLLEGE

(Recognized by the Govt. of Karnataka, Affiliated to Rajiv Gandhi University of Health Sciences,
Karnataka & Recognised by Dental Council of India, New Delhi)

Bommanahalli, Hosur Road, Bangalore - 560 068.

Ph: 080-61754680 Fax : 080 - 61754693E-mail: deandirectortodc@gmail.com

Website: www.theoxford.edu

Circular

NO.: TODC/CBSKC/2016-17/02

Date: 03.10.2016

It is to inform all the members of the Capability Building and Skill Enhancement Committee is conducting a program **Demonstration of Surgical Endodontic Techniques on Mannequin for PHD in Conservative and Endodontics** on 06-10-2016 in the Seminar room of The Oxford Dental College by 10:30 am. Please find the below agenda for the meeting. All the members are requested to come with inputs and documents required.

Agenda:

- To decide date and venue for the upcoming orientation program.
- The other agenda of the day was the organization of the program for the final year BDS students and Interns.
- The last agenda was how to ensure the maximum participation in this program.

Dr. Malathi Dayalan
Chairperson

Placements (Chairperson) Training Committee

Cc to:

1. Principal office- TODC
2. IQAC- TODC
3. Committee members
4. HOD's- All Departments



CHILDREN'S EDUCATION SOCIETY (Regd.)

THE OXFORD DENTAL COLLEGE

(Recognized by the Govt. of Karnataka, Affiliated to Rajiv Gandhi University of Health Sciences,
Karnataka & Recognised by Dental Council of India, New Delhi)

Bommanahalli, Hosur Road, Bangalore - 560 068.

Ph: 080-61754680 Fax: 080 - 61754693E-mail:deandirectortodc@gmail.com


Website: www.theoxford.edu

Proceedings of the Capability Building and Skill Enhancement Committee meeting

The Capability Building and Skill Enhancement Committee conducted a meeting with all the committee members in the seminar room on 28.9.2016 at 10:30 am

The following were the members present for the meeting.

SL. No	Name	Committee Designation	Designation
1.	Dr. Malathi Dayalan	Chairperson	Prof. & HOD- Prosthodontics
2.	Prof. Nancy	Member Coordinator	Office
3.	Dr. Sowbhagya	Member	Senior Lecturer-Oral Medicine
4.	Dr. Mueedul Islam	Member	Reader-Oral Surgery
5.	Dr. R M Rosh	Member	Senior Lecturer-Periodontics
6.	Dr. Jyothi	Member	Reader-Conservative
7.	Dr. Ravi Sinha	Member	Senior Lecturer-Prosthodontics
8.	Dr. Anuradha	Member	Professor and Hod-Oral Medicine
9.	Dr. Sridevi	Member	Reader-Periodontics
10.	Dr. Ragunandan	Member	Professor-Orthodontics
11.	Dr. Sadhana Shenoy	Member	Professor-Oral Pathology
12.	Dr. Ajina	Member	UG Student
13.	Dr. Pragyan	Member	UG Student
14.	Ritika Sampath Kumar	Member	PG Student
15.	M D Sibgatullah	Member	PG Student (Oral Surgery)


Chairperson
Placement & Pre-Clinical-Training Committee



CHILDREN'S EDUCATION SOCIETY (Regd.)

THE OXFORD DENTAL COLLEGE

(Recognized by the Govt. of Karnataka, Affiliated to Rajiv Gandhi University of Health Sciences,
Karnataka & Recognised by Dental Council of India, New Delhi)

Bommanahalli, Hosur Road, Bangalore - 560 068.

Ph: 080-61754680 Fax: 080 - 61754693E-mail:deandirectortodc@gmail.com

Website: www.theoxford.edu

Resolutions:

All the committee members who attended the meeting gave their valuable inputs and had a discussion. There were many suggestions that came up from different members aiming at making the program highly beneficial to participants like encouraging them to put out their views and considering same while motivating them for higher studies and thus making the program interactive.

All the committee members agreed to the training program on Demonstration of Surgical endodontic techniques on mannequin for PHD in Conservative and Endodontics to be held on 06.10.2016 for Final year BDS and Interns in the 7th floor seminar room at 10:00 am.

It was also decided to plan the program and other details to be submitted at the earliest from the day of meeting.

The meeting was concluded with vote of thanks from member coordinator.

Dr. Marathi Dayalan

Chairperson
Placement & Pre-Clinical Training Committee
(Chairperson)

Cc to:

1. Principal office- TODC
2. IQAC- TODC
3. HOD's- All Departments



CHILDREN'S EDUCATION SOCIETY (Regd.)

THE OXFORD DENTAL COLLEGE

(Recognized by the Govt. of Karnataka, Affiliated to Rajiv Gandhi University of Health Sciences,
Karnataka & Recognised by Dental Council of India, New Delhi)

Bommanahalli, Hosur Road, Bangalore – 560 068.

Ph: 080-61754680 Fax : 080 – 61754693E-mail:deandirectortodc@gmail.com

Website: www.theoxford.edu

Brochure



The Capability building and skill enhancement committee is conducting a training program on



“DEMONSTRATION OF SURGICAL ENDODONTIC TECHNIQUES ON MANNEQUIN FOR PHD IN CONSERVATIVE AND ENDODONTICS”

Presenter: Dr CHAMPA C

Date: 6/10/2016

Venue: seminar hall

Program:

9.30-10.00	Inauguration
10.00-11.00	Lecture
11.00-11.30	Tea break
11:30-12:30	Demonstration
12.30-1.00	Break
1.00-1.30	Test
1.30-2.30	Interactive session



CHILDREN'S EDUCATION SOCIETY (Regd.)

THE OXFORD DENTAL COLLEGE

(Recognized by the Govt. of Karnataka, Affiliated to Rajiv Gandhi University of Health Sciences,
Karnataka & Recognised by Dental Council of India, New Delhi)

Bommanahalli, Hosur Road, Bangalore - 560 068.

Ph: 080-61754680 Fax: 080 - 61754693 E-mail: deandirectortodc@gmail.com

Website: www.theoxford.edu

Notice to Students to Attend Training Program

NO.: TODC/CBSKC/2016-17/02

Date: 04-10-2016

This is to bring to the notice of the final year BDS and Interns that a lecture on the topic "Demonstration of Surgical Endodontic Techniques on Mannequin for PHD in Conservative and Endodontics" is being organized on 06-10-2016 in the seminar hall from 10 am onwards. All the participants are here by instructed to attend the training program and following which a written test will be conducted. All the participants are here by instructed to attend the test after the Lecture.

Program Schedule

Presenter: Dr. Champa C

Title: Demonstration of Surgical Endodontic Techniques on Mannequin for PhD in Conservative and Endodontics.

Venue: Seminar Hall

Program:

9.30 am-10.00 am	Inauguration
10.00 am-11.00 am	Lecture
11.00 am-11.30 am	Tea break
11:30 am-12:30 pm	Demonstration
12.30 pm-1.00 pm	Break
1.00 pm-1.30 pm	Test
1.30 pm-2.30 pm	Interactive session

Cc to:

1. Principal office- TODC
2. HOD's- All Departments
3. Notice Board.


PRINCIPAL
The Oxford Dental College
Bommanahalli, Hosur Road,
Bangalore - 560 068.



CHILDREN'S EDUCATION SOCIETY (Regd.)

THE OXFORD DENTAL COLLEGE

(Recognized by the Govt. of Karnataka, Affiliated to Rajiv Gandhi University of Health Sciences,
Karnataka & Recognised by Dental Council of India, New Delhi)

Bommanahalli, Hosur Road, Bangalore - 560 068.
Ph: 080-61754680 Fax : 080 - 61754693 E-mail: deandirectortodc@gmail.com
Website: www.theoxford.edu

Activity Report

Date: 06.10.2016

Time: 10:00 am - 2:30 pm

Title: Demonstration of Surgical endodontic techniques on mannequin for Ph.D. in conservative and endodontic

Objective: To guide students Demonstration of Surgical endodontic techniques on mannequin for Ph.D. in conservative and endodontic.

Location: Seminar Hall

Organized by: TODC, student guidance and career counselling cell

Audience: Postgraduates, Undergraduates, and Interns

Speaker: Dr. Champa

Method adopted: Lecture and Demonstration on mannequin

Materials used: Power point presentation and Interactive Q and A session.

Description: A detailed lecture was delivered by Dr. Champa on 06.10.2016 from 10:00 am -1:00 pm.

The target audience was the Final year BDS and Interns.

The aim of the meeting was to guide students and demonstrate the surgical endodontic techniques on mannequin for Ph.D. in conservative and endodontic. Pointers and methods to apply as well as successfully clear the exams were shared and explained by Dr. Champa. The program was followed by a brief fun and interactive session between the audience and the speakers with question-and-answer session.

The vote of thanks was proposed by a committee member.

Chairperson

Placement & Pre-Clinical-Training Committee



CHILDREN'S EDUCATION SOCIETY (Regd.)

THE OXFORD DENTAL COLLEGE

(Recognized by the Govt. of Karnataka, Affiliated to Rajiv Gandhi University of Health Sciences, Karnataka & Recognised by Dental Council of India, New Delhi)

Bommanahalli, Hosur Road, Bangalore – 560 068.

Ph: 080-61754680 Fax : 080 – 61754693E-mail:deandirectortodc@gmail.com

Website: www.theoxford.edu





CHILDREN'S EDUCATION SOCIETY (Regd.)

THE OXFORD DENTAL COLLEGE

(Recognized by the Govt. of Karnataka, Affiliated to Rajiv Gandhi University of Health Sciences, Karnataka & Recognised by Dental Council of India, New Delhi)

Bommanahalli, Hosur Road, Bangalore – 560 068.

Ph: 080-61754680 Fax : 080 – 61754693E-mail:deandirectortodc@gmail.com

Website: www.theoxford.edu





CHILDREN'S EDUCATION SOCIETY (Regd.)

THE OXFORD DENTAL COLLEGE

(Recognized by the Govt. of Karnataka, Affiliated to Rajiv Gandhi University of Health Sciences, Karnataka & Recognised by Dental Council of India, New Delhi)

Bommanahalli, Hosur Road, Bangalore – 560 068.

Ph: 080-61754680 Fax : 080 – 61754693E-mail:deandirectortodc@gmail.com

Website: www.theoxford.edu





CHILDREN'S EDUCATION SOCIETY (Regd.)
THE OXFORD DENTAL COLLEGE
(Recognized by the Govt. of Karnataka, Affiliated to Rajiv Gandhi University of Health Sciences,
Karnataka & Recognised by Dental Council of India, New Delhi)
Bommanahalli, Hosur Road, Bangalore - 560 068.
Ph: 080-61754680 Fax: 080 - 61754693E-mail: deandirectortodc@gmail.com
Website: www.theoxford.edu

Question Paper

Demonstration of Surgical Endodontic Techniques on Mannequin for Ph.D. in Conservative Dentistry and Endodontics

1. Define "Endodontic surgery"?
2. Classification of endodontic microsurgery?
3. Types of flap designs used in surgical endodontics.
4. Classification of Endodontic Microsurgical cases?
5. What is the extent of apical root end resection?
6. Commonly used retrograde filling materials?
7. Replantation?
8. Precautions during replantation?
9. Extraoral ecchymosis?
10. Success outcome of endodontic surgeries?


Chairperson
Placement & Pre-Clinical-Training Committee



CHILDREN'S EDUCATION SOCIETY (Regd.)

THE OXFORD DENTAL COLLEGE

(Recognized by the Govt. of Karnataka, Affiliated to Rajiv Gandhi University of Health Sciences,
Karnataka & Recognised by Dental Council of India, New Delhi)

Bommanahalli, Hosur Road, Bangalore - 560 068.

Ph: 080-61754680 Fax: 080 - 61754693E-mail: deandirectortodc@gmail.com

Website: www.theoxford.edu

Answer Scheme

Demonstration of surgical endodontic techniques on mannequin for Ph.D in Conservative Dentistry and Endodontics

1. Define "Endodontic surgery"?
 - Endodontic surgery is defined as "removal of tissues other than the contents of root canal to retain a tooth with pulpal or periapical involvement".
2. Classification of endodontic microsurgery.
 - Surgical Drainage
 - Peri radicular Drainage
 - a) Curettage
 - b) Biopsy
 - c) Root-end resection
 - d) Root-end preparation filling
 - e) Corrective surgery
 - I. Perforation repair
 - II. Root resection
 - III. Hemi section
 - Replacement surgery
 - Implant surgery
3. Types of flap designs used in surgical endodontics
 - Full mucoperiosteal flaps
 - a) Triangular
 - b) Rectangular
 - c) Trapezoidal
 - d) Horizontal
 - Limited mucoperiosteal flaps
 - a) Semilunar
 - b) Lubke - echeneid

4. Classification of Endodontic Microsurgical cases.

Given by Richard Rubenstein & Kim

Class A: Absence of periarticular lesion but persistent symptoms after nonsurgical treatments.

Class B: Presence of small periapical lesion and or no periodontal pockets.

Class C: Presence of large periapical lesion progressing coronally but no periodontal pockets.

Class D: any of Class B or C lesion with periodontal pocket.

Class E: Periapical lesion with endodontic and periodontal communication but no root fracture.

Class F: Tooth with periapical lesion and complete denudation of buccal plate.


Chairperson 27

Placement & Pre-Clinical-Training Committee



CHILDREN'S EDUCATION SOCIETY (Regd.)

THE OXFORD DENTAL COLLEGE

(Recognized by the Govt. of Karnataka, Affiliated to Rajiv Gandhi University of Health Sciences,
Karnataka & Recognised by Dental Council of India, New Delhi)

Bommanahalli, Hosur Road, Bangalore - 560 068.

Ph: 080-61754680 Fax: 080 - 61754693E-mail: deandirectortodc@gmail.com

Website: www.theoxford.edu

5. **What is the extent of apical root end resection?**
 - Apical Root end resection of 3 mm is considered ideal as lateral canals are reduced by 93% and apical ramification by 98 %.
6. **Commonly used retrograde filling materials**
 - Amalgam
 - Gutta percha
 - Zinc oxide eugenol
 - Super ethoxy benzoic acid
 - Mineral trioxide aggregate
 - Bio dentine
7. **Replantation**
 - The procedure of returning a fallen tooth to its original socket following examination, diagnosis, endodontic manipulation, and repair.
8. **Precautions during replantation**
 - Root surface should be stored in moist solution during the time the tooth is out of the socket.
 - Time duration should be shortest.
 - Care should be taken to avoid damage to Pdl cells and cementum.
9. **Extraoral ecchymosis**
 - Extraoral discoloration usually results due to seepage of blood into the surrounding tissue.
 - Self-limiting and lasts up to 2 weeks.
10. **Success outcome of endodontic surgeries**
 - Success of surgical endodontics varies between 30% - 80%.

Chairperson

Placement & Pre-Clinical-Training Committee



CHILDREN'S EDUCATION SOCIETY (Regd.)

THE OXFORD DENTAL COLLEGE

(Recognized by the Govt. of Karnataka, Affiliated to Rajiv Gandhi University of Health Sciences,
Karnataka & Recognised by Dental Council of India, New Delhi)

Bommanahalli, Hosur Road, Bangalore – 560 068.

Ph: 080-61754680 Fax : 080 – 61754693E-mail:deandirectortodc@gmail.com

Website: www.theoxford.edu

Certificates



THE OXFORD DENTAL COLLEGE

Bommanahalli, Hosur road, Bangalore

CAPABILITY BUILDING & SKILL ENHANCEMENT TRAINING COMMITTEE

CERTIFICATE OF PARTICIPATION

In recognition of participation to TRAINING PROGRAM on
**“DEMONSTRATION OF SURGICAL ENDODONTIC TECHNIQUES ON MANNEQUIN FOR
IN CONSERVATIVE AND ENDODONTICS**
held at The Oxford Dental College.

DR. CHAMPA C
presenter



CHILDREN'S EDUCATION SOCIETY (Regd.)

THE OXFORD DENTAL COLLEGE

(Recognized by the Govt. of Karnataka, Affiliated to Rajiv Gandhi University of Health Sciences,
Karnataka & Recognised by Dental Council of India, New Delhi)

Bommanahalli, Hosur Road, Bangalore - 560 068.

Ph: 080-61754680 Fax : 080 - 61754693E-mail:deandirectortodc@gmail.com

Website: www.theoxford.edu

Orientation for CAD /CAM and Importance Diagnosis


SOP for Conduct of Training Program

Diagnosis being the key to successful treatment, this orientation program is aimed to create awareness into latest development in field of diagnosis of which CAD/CAM forms a vital part.

This program will make students well versed with various application of CAD/CAM in different branches of dentistry and will provide information as to how this technology has revolutionised the art of dentistry with prime emphasis on the diagnosis..

This program aims to invoke interest among students to learn this new technology and imply this in day-to-day clinical practice. Moreover, it will also encourage students to open their minds to further future research avenues with respect to same.

On conclusion of this orientation program students will have a sound knowledge of CAD/CAM and what important role it plays in diagnosis.


PRINCIPAL
The Oxford Dental College
Bommanahalli, Hosur Road,
Bangalore - 560 068.



CHILDREN'S EDUCATION SOCIETY (Regd.)

THE OXFORD DENTAL COLLEGE

(Recognized by the Govt. of Karnataka, Affiliated to Rajiv Gandhi University of Health Sciences,
Karnataka & Recognised by Dental Council of India, New Delhi)

Bommanahalli, Hosur Road, Bangalore - 560 068.

Ph: 080-61754680 Fax : 080 - 61754693E-mail:deandirectortodc@gmail.com

Website: www.theoxford.edu

Circular

NO.: TODC/CBSKC/2016-17/03

Date: 18-03-2017

It is to inform all the members of the Capability Building and Skill Enhancement Committee is conducting on **Orientation for CAD /CAM and Importance Diagnosis** to attend the committee meeting on 21-03-2017 in the Seminar room of The Oxford Dental College by 10.30 am. Please find the below agenda for the meeting. All the member are requested to come with inputs and documents required.

Agenda:

- To decide date and venue for the upcoming orientation program.
- The other agenda of the day was the organization of the program for the final year BDS students and Interns.
- The last agenda was how to ensure the maximum participation in this program.

Dr. Malathi Dayalan

(Chairperson)

Chairperson

Placement & Pre-Clinical-Training Committee

Cc to:

1. Principal office- TODC
2. IQAC- TODC
3. Committee members
4. HOD's- All Departments



CHILDREN'S EDUCATION SOCIETY (Regd.)

THE OXFORD DENTAL COLLEGE

(Recognized by the Govt. of Karnataka, Affiliated to Rajiv Gandhi University of Health Sciences,
Karnataka & Recognised by Dental Council of India, New Delhi)

Bommanahalli, Hosur Road, Bangalore - 560 068.

Ph: 080-61754680 Fax: 080 - 61754693E-mail:deandirectortodc@gmail.com

Website: www.theoxford.edu

Proceedings of the Capability Building and Skill Enhancement Committee

The Capability Building and Skill Enhancement Committee conducted a meeting with all the committee members in the Seminar Room on 21.03.2017 at 10.30 am

The following were the members present for the meeting.

SL. No.	Name	Committee Designation	Designation
1.	Dr. Malathi Dayalan	Chairperson	Prof. & HOD- Prosthodontics
2.	Prof Nancy	Member Coordinator	Office
3.	Dr. Sowbhagya	Member	Senior Lecturer-Oral Medicine
4.	Dr. Mueedul Islam	Member	Reader-Oral Surgery
5.	Dr. R M Rosh	Member	Senior Lecturer-Periodontics
6.	Dr. Jyothi	Member	Reader-Conservative
7.	Dr. Ravi Sinha	Member	Senior Lecturer-Prosthodontics
8.	Dr. Anuradha	Member	Professor And HOD-Oral Medicine
9.	Dr. Sridevi	Member	Reader-Periodontics
10.	Dr. Ragunandan	Member	Professor-Orthodontics
11.	Dr. Sadhana Shenoy	Member	Professor-Oral Pathology
12.	Dr. Ajina	Member	UG Student
13.	Dr. Pragyan	Member	UG Student
14.	Ritika Sampath Kumar	Member	PG Student
15.	M D Sibgatullah	Member	PG Student (Oral Surgery)

Resolutions:

All the committee members who attended the meeting gave their valuable inputs and had a discussion. There were many suggestions that came up from different members aiming at making the program highly beneficial to participants like encouraging them to put out their views and considering same while motivating them for higher studies and thus making the program interactive.

All the committee members agreed to the training program on Orientation for CAD/CAM and importance in diagnosis to be held on 13.04.2017 for Final year BDS and Interns in the 7th floor seminar room at 10:00 am.

It was also decided to plan the program and other details to be submitted at the earliest from the day of meeting.


Chairperson 32

Placement & Pre-Clinical-Training Committee



CHILDREN'S EDUCATION SOCIETY (Regd.)

THE OXFORD DENTAL COLLEGE

(Recognized by the Govt. of Karnataka, Affiliated to Rajiv Gandhi University of Health Sciences,
Karnataka & Recognised by Dental Council of India, New Delhi)

Bommanahalli, Hosur Road, Bangalore - 560 068.

Ph: 080-61754680 Fax : 080 - 61754693E-mail:deandirectortodc@gmail.com

Website: www.theoxford.edu

The meeting was concluded with vote of thanks from member coordinator.

Dr. Malathi Dayalan

(Chairperson)

Chairperson

Placement & Pre-Clinical-Training Committee

Cc to:

1. Principal office- TODC
2. IQAC- TODC
3. HOD's- All Departments



CHILDREN'S EDUCATION SOCIETY (Regd.)

THE OXFORD DENTAL COLLEGE

(Recognized by the Govt. of Karnataka, Affiliated to Rajiv Gandhi University of Health Sciences, Karnataka & Recognised by Dental Council of India, New Delhi)

Bommanahalli, Hosur Road, Bangalore – 560 068.

Ph: 080-61754680 Fax : 080 – 61754693E-mail:deandirectortodc@gmail.com

Website: www.theoxford.edu

Brochure



The Capability building and skill enhancement committee is conducting a training program on



“ORIENTATION FOR CAD/CAM AND IMPORTANCE DIAGNOSIS”

Presenter: Dr LIPI BARDIA

Date: 13-4-2017

Venue: seminar hall

Program:

9.30-10.00	Inauguration
10.00-11.00	Lecture
11.00-11.30	Tea break
12.30-1.00	Test
1.00-1.30	Interactive session



CHILDREN'S EDUCATION SOCIETY (Regd.)

THE OXFORD DENTAL COLLEGE

(Recognized by the Govt. of Karnataka, Affiliated to Rajiv Gandhi University of Health Sciences,
Karnataka & Recognised by Dental Council of India, New Delhi)

Bommanahalli, Hosur Road, Bangalore - 560 068.

Ph: 080-61754680 Fax : 080 - 61754693E-mail:deandirectortodc@gmail.com

Website: www.theoxford.edu

Notice to Students to Attend Training Program

No.: TODC/CBSKC/2016-17/03

Date: 06-04-2017

This is to bring to the notice of the final year BDS students and Interns that a lecture on "orientation for CAD/CAM and importance in diagnosis" is organized on 13-4-2017 in the seminar hall from 10 am onwards. All the participants are here by instructed to attend the training program.

Program Schedule

Presenter: Dr. Lipi Bardia

Title: Orientation for CAD/CAM and importance in diagnosis


Venue: Seminar Hall

Program:

9.30 am -10.00 am	Inauguration
10.00 am -11.00 am	Lecture
11.00 am - 11.30 am	Tea break
11:30 am - 12:30 pm	Demonstration
12.30 pm - 1.00 pm	Break
1.00 pm - 1.30 pm	Test
1.30 am - 2.30 pm	Interactive session

Cc to:

1. Principal office- TODC
2. HOD's- All Departments
3. Notice Board.


PRINCIPAL
The Oxford Dental College
Bommanahalli, Hosur Road,
Bangalore - 560 068.



CHILDREN'S EDUCATION SOCIETY (Regd.)

THE OXFORD DENTAL COLLEGE

(Recognized by the Govt. of Karnataka, Affiliated to Rajiv Gandhi University of Health Sciences,
Karnataka & Recognised by Dental Council of India, New Delhi)

Bommanahalli, Hosur Road, Bangalore - 560 068.

Ph: 080-61754680 Fax: 080 - 61754693E-mail:deandirectortodc@gmail.com

Website: www.theoxford.edu

Activity Report

Title: Orientation for CAD /CAM and importance diagnosis.

Objective: To Orient students on the use and applications of CAD/CAM and its importance in dentistry.

Date: 13.04.2017

Time: 10:00 am- 11:00 am

Location: Seminar Hall

Organized by: TODC, student guidance and career counselling cell

Audience: Staffs, Postgraduates, Undergraduates and Interns

Speaker: Dr. Lipi

Method adopted: Lecture and Demonstration on mannequin

Materials used: Power point presentation and Interactive Q and A session.

Description: A detailed lecture was delivered by Dr. Lipi on 13.04.2017 from 10:00 am - 11:00 am.

The target audience was the Staffs, Postgraduates, Undergraduates and Interns.

The aim of the meeting was to Orient students on the use and applications of CAD/CAM and its importance in dentistry. Pointers and methods to apply as well as successfully clear the exams were shared and explained by Dr. Lipi. The program was followed by a brief fun and interactive session between the audience and the speakers after which they were asked to give their feedbacks for the same.


Chairperson

Placement & Pre-Clinical-Training Committee



CHILDREN'S EDUCATION SOCIETY (Regd.)

THE OXFORD DENTAL COLLEGE

(Recognized by the Govt. of Karnataka, Affiliated to Rajiv Gandhi University of Health Sciences, Karnataka & Recognised by Dental Council of India, New Delhi)

Bommanahalli, Hosur Road, Bangalore – 560 068.

Ph: 080-61754680 Fax : 080 – 61754693E-mail:deandirectortodc@gmail.com

Website: www.theoxford.edu





CHILDREN'S EDUCATION SOCIETY (Regd.)

THE OXFORD DENTAL COLLEGE

(Recognized by the Govt. of Karnataka, Affiliated to Rajiv Gandhi University of Health Sciences, Karnataka & Recognised by Dental Council of India, New Delhi)

Bommanahalli, Hosur Road, Bangalore – 560 068.

Ph: 080-61754680 Fax : 080 – 61754693E-mail:deandirectortodc@gmail.com

Website: www.theoxford.edu





CHILDREN'S EDUCATION SOCIETY (Regd.)

THE OXFORD DENTAL COLLEGE

(Recognized by the Govt. of Karnataka, Affiliated to Rajiv Gandhi University of Health Sciences,
Karnataka & Recognised by Dental Council of India, New Delhi)

Bommanahalli, Hosur Road, Bangalore - 560 068.

Ph: 080-61754680 Fax: 080 - 61754693 E-mail: deandirectortodc@gmail.com

Website: www.theoxford.edu

Question Paper

Orientation for CAD/CAM and importance diagnosis

1. CAD-CAM technology was introduced to the dental community in the
 - a) Early 2000s
 - b) Early 1980s
 - c) Early 1990s
 - d) Early 1950s
2. The first person to develop CAD-CAM was
 - a) Dr. Albert Einstein
 - b) Dr. Taggart
 - c) Dr. Duret
 - d) Dr. Thomas
3. Full form of CEREC system
 - a) Chairside economical restoration of aesthetic ceramics
 - b) Chairside aesthetic rate of economical ceramics
 - c) Ceramics economical rate of aesthetic chairside
 - d) Chairside economical rate of aesthetic ceramics
4. CAD-CAM system utilizes a process chain consisting of
 - a) Fabrication, designing & restoring
 - b) Scanning, designing & milling
 - c) Designing, milling & scanning
 - d) Scanning, milling & restoring


Chairperson

Placement & Pre-Clinical-Training Committee



CHILDREN'S EDUCATION SOCIETY (Regd.)

THE OXFORD DENTAL COLLEGE

(Recognized by the Govt. of Karnataka, Affiliated to Rajiv Gandhi University of Health Sciences,
Karnataka & Recognised by Dental Council of India, New Delhi)

Bommanahalli, Hosur Road, Bangalore - 560 068.

Ph: 080-61754680 Fax: 080 - 61754693 E-mail: deandirectoftodc@gmail.com

Website: www.theoxford.edu

5. Which is the first system which provided outsourced fabrication using a network connection

- a) PROCERA ALL CERAM system
- b) CEREC
- c) CERCON
- d) SIRONA

6. What powder material is sprinkled to compact in the die and coping before sintering at a very high temperature (>1550 C)

- a) Titanium oxide
- b) Aluminium trioxide powder
- c) Aluminium oxide powder
- d) Titanium dioxide

7. Full form of CICERO system

- a) Computer integrated crown rehabilitation
- b) Computer investment crown reconstruction
- c) Computer integrated computer rehabilitation
- d) Computer integrated crown reconstruction

8. Under stress the state tetragonal phase may be transformed to the monoclinic phase with a 3% to 4% volume increase, called

- a) Smart Ceramic
- b) Ceramic strengthening
- c) Transformation toughening
- d) Toughening transformation


Chairperson

Placement & Pre-Clinical-Training Committee



CHILDREN'S EDUCATION SOCIETY (Regd.)

THE OXFORD DENTAL COLLEGE

(Recognized by the Govt. of Karnataka, Affiliated to Rajiv Gandhi University of Health Sciences,
Karnataka & Recognised by Dental Council of India, New Delhi)

Bommanahalli, Hosur Road, Bangalore - 560 068.

Ph: 080-61754680 Fax: 080 - 61754693E-mail:deandirectortodc@gmail.com

Website: www.theoxford.edu

9. Different optical scanners used in CAD-CAM

- a) Lawa scan (3M ESPE, white light)
- b) Everst scan (kavo, white light)
- c) Es1 (etkon, laser beam)
- d) All of the above

10. Technique used for creating 3D objects in which a computer-controlled laser beam is used to build up the required structure layer by layer called

- a) Stereolithography
- b) Rapid prototyping
- c) Selective laser sintering
- d) Wet milling

Chairperson

Placement & Pre-Clinical-Training Committee



CHILDREN'S EDUCATION SOCIETY (Regd.)

THE OXFORD DENTAL COLLEGE

(Recognized by the Govt. of Karnataka, Affiliated to Rajiv Gandhi University of Health Sciences,
Karnataka & recognised by Dental Council of India, New Delhi)

Bommanahalli, Hosur Road, Bangalore - 560 068.

Ph: 080-61754680 Fax: 080 - 61754693E-mail:deandirectortodc@gmail.com

Website: www.theoxford.edu

Answer Scheme

1. CAD-CAM technology was introduced to the dental community in the

- a) Early 2000s
- b) Early 1980s
- c) Early 1990s
- d) Early 1950s

Answer: b

2. The first person to develop CAD-CAM was

- a) Dr. Albert Einstein
- b) Dr. Taggart
- c) Dr. Duret
- d) Dr. Thomas

Answer: c

3. Full form of CEREC system

- a) Chairside economical restoration of aesthetic ceramics
- b) Chairside aesthetic rate of economical ceramics
- c) Ceramics economical rate of aesthetic chairside
- d) Chairside economical rate of aesthetic ceramics'

Answer: a

4. CAD-CAM system utilizes a process chain consisting of

- a) Fabrication, designing & restoring
- b) Scanning, designing & milling
- c) Designing, milling & scanning
- d) Scanning, milling & restoring

Answer: b


Chairperson

42



CHILDREN'S EDUCATION SOCIETY (Regd.)

THE OXFORD DENTAL COLLEGE

(Recognized by the Govt. of Karnataka, Affiliated to Rajiv Gandhi University of Health Sciences,
Karnataka & Recognised by Dental Council of India, New Delhi)

Bommanahalli, Hosur Road, Bangalore - 560 068.

Ph: 080-61754680 Fax: 080 - 61754693E-mail: deandirectortodc@gmail.com

Website: www.theoxford.edu

5. Which is the first system which provided outsourced fabrication using a network connection

- a) PROCERA ALL CERAM system
- b) CEREC
- c) CERCON
- d) SIRONA

Answer: a

6. What powder material is sprinkled to compact in the die and coping before sintering at a very high temperature (>1550 C)

- a) Titanium oxide
- b) Aluminium trioxide powder
- c) Aluminium oxide powder
- d) Titanium dioxide

Answer: c

7. Full form of CICERO system

- a) Computer integrated crown rehabilitation
- b) Computer investment crown reconstruction
- c) Computer integrated computer rehabilitation
- d) Computer integrated crown reconstruction

Answer: d


Chairperson

Placement & Pre-Clinical-Training Committee



CHILDREN'S EDUCATION SOCIETY (Regd.)

THE OXFORD DENTAL COLLEGE

(Recognized by the Govt. of Karnataka, Affiliated to Rajiv Gandhi University of Health Sciences,
Karnataka & Recognised by Dental Council of India, New Delhi)

Bommanahalli, Hosur Road, Bangalore - 560 068.

Ph: 080-61754680 Fax: 080 - 61754693E-mail:deandirectortodc@gmail.com

Website: www.theoxford.edu

8. Under stress the state tetragonal phase may be transformed to the monoclinic phase with a 3% to 4% volume increase, called

- a) Smart Ceramic
- b) Ceramic strengthening
- c) Transformation toughening
- d) Toughening transformation

Answer: c

9. Different optical scanners used in CAD-CAM

- a) Lawa scan (3M ESPE, white light)
- b) Everst scan (kavo, white light)
- c) Es1 (etkon, laser beam)
- d) All of the above

Answer: d

10. Technique used for creating 3D objects in which a computer-controlled laser beam is used to build up the required structure layer by layer called

- a) Stereolithography
- b) Rapid prototyping
- c) Selective laser sintering
- d) Wet milling

Answer: a


Chairperson
Placement & Pre-Clinical-Training Committee



CHILDREN'S EDUCATION SOCIETY (Regd.)

THE OXFORD DENTAL COLLEGE

(Recognized by the Govt. of Karnataka, Affiliated to Rajiv Gandhi University of Health Sciences,
Karnataka & Recognised by Dental Council of India, New Delhi)

Bommanahalli, Hosur Road, Bangalore – 560 068.

Ph: 080-61754680 Fax : 080 – 61754693E-mail:deandirectortodc@gmail.com

Website: www.theoxford.edu

Certificate



THE OXFORD DENTAL COLLEGE

Bommanahalli, Hosur road, Bangalore

Capability building and skill enhancement committee

CERTIFICATE OF PARTICIPATION

Presented to

In recognition of participation to TRAINING PROGRAM on
“ORIENTATION FOR CAD/CAM AND IMPORTANCE DIAGNOSIS
held at The Oxford Dental College.

DR. LIPI BARDIA
PRESENTER



CHILDREN'S EDUCATION SOCIETY (Regd.)

THE OXFORD DENTAL COLLEGE

(Recognized by the Govt. of Karnataka, Affiliated to Rajiv Gandhi University of Health Sciences,
Karnataka & Recognised by Dental Council of India, New Delhi)

Bommanahalli, Hosur Road, Bangalore - 560 068.

Ph: 080-61754680 Fax: 080 - 61754693E-mail: deandirectortodc@gmail.com

Website: www.theoxford.edu

2017-18


Career Guidance for Government Exams and Jobs

Sop for Conduct of Training Program

This program aims to invoke interest among students to learn about various opportunities available to secure in the profession by taking up government exams. It will also encourage students to open their minds to various options available to enrich their personal career and profile in the field.

Students will be lectured about timely conductance of government exams at different places, criteria needed for facing the exams and getting through jobs.

By the end of this program, students will be aware of their career options to excel in the profession by joining as medical officers or equivalent designations at government sectors.


PRINCIPAL
The Oxford Dental College
Bommanahalli, Hosur Road,
Bangalore - 560 068.



CHILDREN'S EDUCATION SOCIETY (Regd.)

THE OXFORD DENTAL COLLEGE

(Recognized by the Govt. of Karnataka, Affiliated to Rajiv Gandhi University of Health Sciences,
Karnataka & Recognised by Dental Council of India, New Delhi)

Bommanahalli, Hosur Road, Bangalore - 560 068.

Ph: 080-61754680 Fax: 080 - 61754693E-mail:deandirectortodc@gmail.com

Website: www.theoxford.edu

Circular

NO.: TODC/SGCCC/2017-18/01

Date: 15-11-2016

It is to inform all the members of the Student Guidance and Career Counselling Cell is conducting a program on "**Career Guidance for Government Exams and Jobs**" to attend the committee meeting on 17-11-2017 in the Seminar room of The Oxford Dental College by 10.30 am. Please find the below agenda for the meeting. All the member are requested to come with inputs and documents required.

Agenda:

- To decide date and venue for the upcoming orientation program.
- The other agenda of the day was the organization of the program for the final year BDS students and Interns.
- The last agenda was how to ensure the maximum participation in this program.

Dr. Malathi Dayalan

(Chairperson)
Chairperson

Placement & Pre-Clinical-Training Committee

Cc to:

1. Principal office- TODC
2. IQAC- TODC
3. Committee members
4. HOD's- All Departments



CHILDREN'S EDUCATION SOCIETY (Regd.)

THE OXFORD DENTAL COLLEGE

(Recognized by the Govt. of Karnataka, Affiliated to Rajiv Gandhi University of Health Sciences,
Karnataka & Recognised by Dental Council of India, New Delhi)

Bommanahalli, Hosur Road, Bangalore - 560 068.

Ph: 080-61754680 Fax: 080 - 61754693E-mail: deandirectortodc@gmail.com

Website: www.theoxford.edu

Proceedings of the Student Guidance and Career Counselling Cell

The Student Guidance and Career Counselling Cell conducted a meeting with all the committee members in the seminar room on 28-10-2017 at 10.30 am

The following were the members present for the meeting.

SL. No.	Name	Committee Designation	Designation
1.	Dr. Malathi Dayalan	Chairperson	Prof. & HOD- Prosthodontics
2.	Prof Nancy	Member Coordinator	Office
3.	Dr. Sowbhagya	Member	Senior Lecturer-Oral Medicine
4.	Dr. Mueedul Islam	Member	Reader-Oral Surgery
5.	Dr. R M Rosh	Member	Senior Lecturer-Periodontics
6.	Dr. Jyothi	Member	Reader-Conservative
7.	Dr. Ravi Sinha	Member	Senior Lecturer- Prosthodontics
8.	Dr. Anuradha	Member	Professor and Hod-Oral Medicine
9.	Dr. Sridevi	Member	Reader-Periodontics
10.	Dr. Ragunandan	Member	Professor-Orthodontics
11.	Dr. Sadhana Shenoy	Member	Professor-Oral Pathology
12.	Dr. Ajina	Member	UG Student
13.	Dr. Pragyan	Member	UG Student
14.	Ritika Sampath Kumar	Member	PG Student
15.	M D Sibgatullah	Member	PG Student (Oral Surgery)

Chairperson

Placement & Pre-Clinical-Training Committee



CHILDREN'S EDUCATION SOCIETY (Regd.)

THE OXFORD DENTAL COLLEGE

(Recognized by the Govt. of Karnataka, Affiliated to Rajiv Gandhi University of Health Sciences,
Karnataka & Recognised by Dental Council of India, New Delhi)

Bommanahalli, Hosur Road, Bangalore - 560 068.

Ph: 080-61754680 Fax: 080 - 61754693E-mail:deandirectortodc@gmail.com

Website: www.theoxford.edu

Resolutions:

All the committee members who attended the meeting gave their valuable inputs and had a discussion. There were many suggestions that came up from different members aiming at making the program highly beneficial to participants like encouraging them to put out their views and considering same while motivating them for higher studies and thus making the program interactive.

All the committee members agreed to the training program on the Career Guidance for Government Exams and Jobs to be held on 17-11-2017 for Final year BDS and Interns in the 7th floor seminar room at 10am.

It was also decided to plan the program and other details to be submitted at the earliest from the day of meeting.

The meeting was concluded with vote of thanks from member coordinator.

Dr. Malathi Dayalan

(Chairperson)

Chairperson

Placement & Pre-Clinical-Training Committee

Cc to:

1. Principal office- TODC
2. IQAC- TODC
3. HOD's- All Departments



CHILDREN'S EDUCATION SOCIETY (Regd.)

THE OXFORD DENTAL COLLEGE



(Recognized by the Govt. of Karnataka, Affiliated to Rajiv Gandhi University of Health Sciences, Karnataka & Recognised by Dental Council of India, New Delhi)

Bommanahalli, Hosur Road, Bangalore – 560 068.

Ph: 080-61754680 Fax : 080 – 61754693E-mail:deandirectortodc@gmail.com

Website: www.theoxford.edu

Brochure

 THE OXFORD DENTAL COLLEGE 

“CAREER GUIDANCE FOR GOVERNMENT EXAMS AND” JOBS

Presenter: Dr. Simran Kaur
Date: 17/11/2017
Venue: seminar hall
Program:

9.30-10.00	Inauguration
10.00-11.00	Lecture
11.00-11.30	Tea break
11:30-12:30	Demonstration
12.30-1.00	Break
1.00-1.30	Test
1.30-2.30	Interactive session



CHILDREN'S EDUCATION SOCIETY (Regd.)

THE OXFORD DENTAL COLLEGE

(Recognized by the Govt. of Karnataka, Affiliated to Rajiv Gandhi University of Health Sciences,
Karnataka & Recognised by Dental Council of India, New Delhi)

Bommanahalli, Hosur Road, Bangalore - 560 068.

Ph: 080-61754680 Fax: 080 - 61754693E-mail: deandirectortodc@gmail.com

Website: www.theoxford.edu

Notice to Students to Attend Training Program

NO.: TODC/SGCCC/2017-18/01

Date: 15-11-2017

This is to bring to the notice of the final year BDS and Interns that a lecture on the topic "Career Guidance for Government Exams and Jobs" is being organized on 6-10-2016 in the seminar hall from 10:00 am onwards. All the participants are here by instructed to attend the training program and following which a written test will be conducted. All the participants are here by instructed to attend the test after the Lecture.

Program Schedule

Presenter: Dr. Simran

Title: Career Guidance for Government Exams and Jobs.


Venue: Seminar Hall

Program:

9.30 am-10.00 am	Inauguration
10.00 am-11.00 am	Lecture
11.00 am-11.30 am	Tea break
11:30 am-12:30 pm	Demonstration
12.30 pm-1.00 pm	Break
1.00 pm-1.30 pm	Test
1.30 pm-2.30 pm	Interactive session

Cc to:

1. Principal office- TODC
2. HOD's- All Departments
3. Notice Board.


PRINCIPAL
The Oxford Dental College
Bommanahalli, Hosur Road,
Bangalore - 560 068.



CHILDREN'S EDUCATION SOCIETY (Regd.)

THE OXFORD DENTAL COLLEGE

(Recognized by the Govt. of Karnataka, Affiliated to Rajiv Gandhi University of Health Sciences,
Karnataka & Recognised by Dental Council of India, New Delhi)

Bommanahalli, Hosur Road, Bangalore - 560 068.

Ph: 080-61754680 Fax: 080 - 61754693E-mail:deandirectortodc@gmail.com

Website: www.theoxford.edu

Activity Report

Date: 17.11.2017

Time: 10:00 am - 11:00 am

Title: Career Guidance for Government Exams and Jobs

Objective: To guide students to qualify in NEET exams and appear for government jobs and Posts.

Location: Seminar Hall

Organized by: TODC, Student Guidance and Career Counselling Cell

Audience: Staffs, Postgraduates, Undergraduates and Interns

Speaker: Dr. Simran

Method adopted: Lecture.

Materials used: Power point presentation and Interactive Q and A session.

Description: A detailed lecture was delivered by Dr. Simran on 17.11.2017 from 10:00 am -11:00 am.

The target audience was the Undergraduates and Interns.

The aim of the meeting was to motivate and aware the students regarding the opportunities after qualifying MDS NEET exams. Pointers and methods to apply as well as successfully clear the exams were shared and explained by Dr. Simran, under the guidance of Dr. Priya. The program was followed by a brief fun and interactive session between the audience and the speakers after which they were asked to give their feedbacks for the same.


Chairperson

Placement & Pre-Clinical-Training Committee



CHILDREN'S EDUCATION SOCIETY (Regd.)

THE OXFORD DENTAL COLLEGE

(Recognized by the Govt. of Karnataka, Affiliated to Rajiv Gandhi University of Health Sciences, Karnataka & Recognised by Dental Council of India, New Delhi)

Bommanahalli, Hosur Road, Bangalore – 560 068.

Ph: 080-61754680 Fax : 080 – 61754693E-mail:deandirectortodc@gmail.com

Website: www.theoxford.edu





CHILDREN'S EDUCATION SOCIETY (Regd.)

THE OXFORD DENTAL COLLEGE

(Recognized by the Govt. of Karnataka, Affiliated to Rajiv Gandhi University of Health Sciences, Karnataka & Recognised by Dental Council of India, New Delhi)

Bommanahalli, Hosur Road, Bangalore - 560 068.

Ph: 080-61754680 Fax: 080 - 61754693 E-mail: deandirectortodc@gmail.com

Website: www.theoxford.edu

Question Paper

Title: Career guidance for government exams and jobs

Presenter: Dr. Simran Kaur

- What are the career options after BDS?
- What is the list of government jobs after BDS?
- What are the different job entities in army dental corps?
- What are the different job entities in army dental corps?
- What are the criteria considered before shortlisting into army dental commission?
- What is the tenure for SSC Officers?
- What is the selection process for MDS candidates to apply for army dental corps?
- Territorial army officer in Indian army?
- What are the conditions of eligibility as dental army officer?
- Are candidates eligible for the civil service exam after BDS / MDS Graduate?
- Joining Indian railways as dentist?
- Are candidates eligible for the civil service exam after BDS / MDS Graduate?
- What is the part time dental surgeon jobs in Indian railways?



Chairperson

Placement & Pre-Clinical-Training Committee



CHILDREN'S EDUCATION SOCIETY (Regd.)

THE OXFORD DENTAL COLLEGE

(Recognized by the Govt. of Karnataka, Affiliated to Rajiv Gandhi University of Health Sciences, Karnataka & Recognised by Dental Council of India, New Delhi)

Bommanahalli, Hosur Road, Bangalore - 560 068.

Ph: 080-61754680 Fax: 080 - 61754693E-mail: deandirectortodc@gmail.com

Website: www.theoxford.edu

Answer Scheme

- What are the career options after BDS?
 - Continuity with MDS
 - MBA in Hospital management
 - Career as a dietician
 - Masters in public health
 - A career in teaching – lecturer
 - General dental PR actioner
 - Overseas as a dentist
 - Overseas as dental assistant
 - Overseas as dental hygienist

- What is the list of government jobs after BDS?
 - Army dental corps
 - Territorial officer in Indian army
 - In railways
 - Join Indian navy or Indian air force as dental officer
 - State government job as dental surgeon

- What are the different job entities in army dental corps?
 - Short service commission
 - Direct permanent commission

- What are the criteria considered before shortlisting into army dental commission?

Educational Qualification

- Candidates must be BDS (with minimum 55% marks in final year BDS)/MDS having passed from a College/University recognized by Dental Council of India (DCI). He/she should have completed one-year Compulsory Rotatory Internship, as mandated by DCI, by 31st March 2017 and must be in possession of Permanent Dental Registration Certificate of State Dental Council/DCI valid at least up to 31st December 2017.
- **Note:** Only those candidates (BDS/MDS) who have appeared in the National Eligibility-cum- Entrance Test, NEET (MDS)-2021 conducted by National Board of Examinations (NBE), New Delhi, under the aegis of Ministry of Health & Family Welfare, Govt, on 16th Dec 2017, at various examination centres of NBE, are eligible to apply


Chairperson 55

Placement & Pre-Clinical-Training Committee



CHILDREN'S EDUCATION SOCIETY (Regd.)

THE OXFORD DENTAL COLLEGE

(Recognized by the Govt. of Karnataka, Affiliated to Rajiv Gandhi University of Health Sciences,
Karnataka & Recognised by Dental Council of India, New Delhi)

Bommanahalli, Hosur Road, Bangalore - 560 068.

Ph: 080-61754680 Fax: 080 - 61754693 E-mail: deandirectortodc@gmail.com

Website: www.theoxford.edu

Age Limit

- The candidate must not have attained 45 years of age as on 31st December 2017.

➤ What is the general process after fulfilling eligibility criteria in dental corps?

- After fulfilling the eligibility criteria candidates are shortlisted.
- List of students shortlisted also based on NEET MDS.
- Shortlisted candidates will be called for an interview before a duly constituted selection board, at New Delhi to assess their suitability & merit for grant of short service commission in army dental corps
- The final merit list for Grant of SSC in the army dental corps will be based in the performance in the interview.
- All the candidates who are provisionally placed on the merit list will have to undergo a detailed medical examination for ascertaining their medical fitness.
- Only those candidates, who are declared medically fit, will be eligible for grant of Short Service Commission in army dental corps.
- Selected candidates/ civilian dental surgeons will be granted SSC in AD corps in the rank of captain, from the date specified in the offer letter.

➤ What is the tenure for SSC Officers?

The tenure of SSC officers is 5 years, extendable by another 9 years in two spells, first 5 years and second of 4 years. Total of tenure of 14 years for those who are willing to continue.

➤ What is the selection process for MDS candidates to apply for army dental corps?

Candidates has to appear for NEET again in order to become eligible for AD corps SSC Officers selection and has to undergo entire selection process again as mentioned above.

➤ Territorial army officer in Indian army?

- Civilian candidates fulfilling the above eligibility criteria can apply online by using the Indian army website in response to advisements published in leading National Newspaper, Employment News and available on the Indian army website.
- Candidates whose application forms are found correct will be called for screening by a preliminary interview board by the respective territorial army group headquarters.


Chairperson
Placement & Pre-Clinical-Training Committee



CHILDREN'S EDUCATION SOCIETY (Regd.)

THE OXFORD DENTAL COLLEGE

(Recognized by the Govt. of Karnataka, Affiliated to Rajiv Gandhi University of Health Sciences,
Karnataka & Recognised by Dental Council of India, New Delhi)

Bommanahalli, Hosur Road, Bangalore - 560 068.

Ph: 080-61754680 Fax: 080 - 61754693E-mail:deandirectortodc@gmail.com

Website: www.theoxford.edu

- Successful candidates will further undergo tests at a service selection board, medical board followed by their police verification for final selection
- **What are the conditions of eligibility as dental army officer?**
 - Age limits: 18 to 42 years other than a medical officer. 18 to 45 years of age for medical officers
 - Educational Qualifications: Graduation and appropriate technical Qualification.
 - Employment: Employment in Indian Railway/ IOCL / HPCL / BPCL/ ONGC.
- **Are candidates eligible for the civil service exam after BDS / MDS Graduate?**
 - IAS stands for Indian Administrative Service and to become IAS officer you have to crack the UPSC Civil Service Examination.
 - This examination is conducted by UPSC every year and this examination is conducted in 2 stages into: preliminary examination and main examination.
 - But to apply for this examination you must complete your graduate degree course first and then you are eligible to apply for UPSC, CSE.
 - Graduation is the minimum eligibility criteria to apply for this exam
 - Final year graduate candidates can also apply for this examination
 - So, if you have completed your graduation degree course in any discipline from a recognised university, then you are eligible to apply for UPSC civil service examination.
- **Joining Indian railways as dentist?**
 - Indian railways also time to time recruits dental surgeons
 - Sometime the appointments are part time and after the fixed period it get promoted to permanent slots.
 - Part time dental surgeons are hired on a 1-year contract base by the Indian railway
 - This contract can be extended 2 additional years. Therefore, with the BDS degree you can certainly apply for this part time job in Indian railways
 - The exact number of vacancies will not be mentioned and the postings will be in the railway hospitals.


Chairperson
Placement & Pre-Clinical-Training Committee 57



CHILDREN'S EDUCATION SOCIETY (Regd.)

THE OXFORD DENTAL COLLEGE

(Recognized by the Govt. of Karnataka, Affiliated to Rajiv Gandhi University of Health Sciences,
Karnataka & Recognised by Dental Council of India, New Delhi)

Bommanahalli, Hosur Road, Bangalore - 560 068.

Ph: 080-61754680 Fax: 080 - 61754693E-mail: deandirectortodc@gmail.com

Website: www.theoxford.edu

➤ **What is the part time dental surgeon jobs in Indian railways?**

- Eligibility: BDS degree from recognised university in India
- At least 3 years of working experience in the field
- Candidates with PG degrees don't require working experience
- The maximum age limit is 59 years.
- Section process candidates will be selected based on interview

Chairperson

Placement & Pre-Clinical-Training Committee



CHILDREN'S EDUCATION SOCIETY (Regd.)

THE OXFORD DENTAL COLLEGE

(Recognized by the Govt. of Karnataka, Affiliated to Rajiv Gandhi University of Health Sciences,
Karnataka & Recognised by Dental Council of India, New Delhi)

Bommanahalli, Hosur Road, Bangalore – 560 068.

Ph: 080-61754680 Fax : 080 – 61754693E-mail:deandirectortodc@gmail.com

Website: www.theoxford.edu

Certificate



THE OXFORD DENTAL COLLEGE

Bommanahalli, Hosur road, Bangalore

CAPABILITY BUILDING AND SKILL ENHANCEMENT TRAINING COMMITTEE

CERTIFICATE OF PARTICIPATION

In recognition of participation to Guidance for Career Counseling on
“CAREER GUIDANCE FOR GOVERNMENT EXAMS AND JOBS
held at The Oxford Dental College.

DR. SIMRAN KAUR
presenter



CHILDREN'S EDUCATION SOCIETY (Regd.)

THE OXFORD DENTAL COLLEGE

(Recognized by the Govt. of Karnataka, Affiliated to Rajiv Gandhi University of Health Sciences,
Karnataka & Recognised by Dental Council of India, New Delhi)

Bommanahalli, Hosur Road, Bangalore - 560 068.

Ph: 080-61754680 Fax : 080 - 61754693E-mail:deandirectortodc@gmail.com

Website: www.theoxford.edu

Orientation for Fellowship in Implantology


SOP for Conduct of Training Program

The purpose of this orientation program is to motivate the postgraduate students to take up fellowship courses in implantology.

Through this program students will be encouraged to take such programs as it allows individualised professional development for dentists and help in advancing their knowledge in Oral implantology.

This program aims at making students familiar with the speciality, determine their level of interest for future training and demonstrate familiarity with different implant procedures.

The students will be made well versed with the changing face of dentistry with advent and success of implants so that it will pave way to increasing their interest in field of implantology and would encourage them to specialise in same in future.


PRINCIPAL
The Oxford Dental College
Bommanahalli, Hosur Road,
Bangalore - 560 068.



CHILDREN'S EDUCATION SOCIETY (Regd.)

THE OXFORD DENTAL COLLEGE

(Recognized by the Govt. of Karnataka, Affiliated to Rajiv Gandhi University of Health Sciences,
Karnataka & Recognised by Dental Council of India, New Delhi)

Bommanahalli, Hosur Road, Bangalore - 560 068.

Ph: 080-61754680 Fax: 080 - 61754693 E-mail: deandirectortodc@gmail.com

Website: www.theoxford.edu

Circular

NO.: TODC/CBSKC/2017-18/02

Date: 04-04-2018

It is to inform all the members of the "Capability building and skill enhancement committee" is conducting a program on **Orientation for Fellowship In Implantology** to attend the committee meeting on 28-09-2016 in the Seminar room of The Oxford Dental College by 10.30 am. Please find the below agenda for the meeting. All the members are requested to come with inputs and documents required.

Agenda:

- To decide date and venue for the upcoming orientation program.
- The other agenda of the day was the organization of the program for the final year BDS students and Interns.
- The last agenda was how to ensure the maximum participation in this program.

Dr. Malathi Dayalan

(Chairperson)
Chairperson

Placement & Pre-Clinical-Training Committee

Cc to:

1. Principal office- TODC
2. IQAC- TODC
3. Committee members
4. HOD's- All Departments



CHILDREN'S EDUCATION SOCIETY (Regd.)

THE OXFORD DENTAL COLLEGE

(Recognized by the Govt. of Karnataka, Affiliated to Rajiv Gandhi University of Health Sciences,
Karnataka & Recognised by Dental Council of India, New Delhi)

Bommanahalli, Hosur Road, Bangalore - 560 068.

Ph: 080-61754680 Fax: 080 - 61754693 E-mail: deandirectortodc@gmail.com

Website: www.theoxford.edu

Proceedings of the Capability building and skill enhancement committee meeting

The orientation for fellowship in implantology conducted a meeting with all the committee members in the seminar room on 22.03.2018 at 10:30 am

The following were the members present for the meeting.

SL. No	Name	Committee Designation	Designation
1.	Dr. Malathi Dayalan	Chairperson	Prof. & HOD- Prosthodontics
2.	Prof Nancy	Member Coordinator	Office
3.	Dr. Sowbhagya	Member	Senior Lecturer-Oral Medicine
4.	Dr. Mueedul Islam	Member	Reader-Oral Surgery
5.	Dr. R M Rosh	Member	Senior Lecturer-Periodontics
6.	Dr. Jyothi	Member	Reader-Conservative
7.	Dr. Ravi Sinha	Member	Senior Lecturer- Prosthodontics
8.	Dr. Anuradha	Member	Professor and Hod-Oral Medicine
9.	Dr. Sridevi	Member	Reader-Periodontics
10.	Dr. Ragunandan	Member	Professor-Orthodontics
11.	Dr. Sadhana Shenoy	Member	Professor-Oral Pathology
12.	Dr. Ajina	Member	UG Student
13.	Dr. Pragyan	Member	UG Student
14.	Dr. Ritika Sampath Kumar	Member	PG Student
15.	Dr. M D Sibgatullah	Member	PG Student (Oral Surgery)

Chairperson

Placement & Pre-Clinical-Training Committee



CHILDREN'S EDUCATION SOCIETY (Regd.)

THE OXFORD DENTAL COLLEGE

(Recognized by the Govt. of Karnataka, Affiliated to Rajiv Gandhi University of Health Sciences,
Karnataka & Recognised by Dehtal Council of India, New Delhi)

Bommanahalli, Hosur Road, Bangalore - 560 068.

Ph: 080-61754680 Fax: 080 - 61754693E-mail:deandirectortodc@gmail.com

Website: www.theoxford.edu

Resolutions:

All the committee members who attended the meeting gave their valuable inputs and had a discussion. There were many suggestions that came up from different members aiming at making the program highly beneficial to participants like encouraging them to put out their views and considering same while motivating them for higher studies and thus making the program interactive.

All the committee members agreed to the training program on orientation for fellowship in implantology conducted for PHD in Conservative and Endodontics to be held on 06.10.2016 for Final year BDS and Interns in the 7th floor seminar room at 10am.

It was also decided to plan the program and other details to be submitted at the earliest from the day of meeting.

The meeting was concluded with vote of thanks from member coordinator.



Dr. Malathi Dayalan

(Chairperson)

Chairperson

Placement & Pre-Clinical-Training Committee

Cc to:

1. Principal office- TODC
2. IQAC- TODC
3. HOD's- All Departments



CHILDREN'S EDUCATION SOCIETY (Regd.)

THE OXFORD DENTAL COLLEGE

(Recognized by the Govt. of Karnataka, Affiliated to Rajiv Gandhi University of Health Sciences, Karnataka & Recognised by Dental Council of India, New Delhi)

Bommanahalli, Hosur Road, Bangalore – 560 068.

Ph: 080-61754680 Fax : 080 – 61754693E-mail:deandirectortodc@gmail.com

Website: www.theoxford.edu

Brochure

THE OXFORD DENTAL COLLEGE

Capability building and skill enhancement committee conducting training program on

“ORIENTATION FOR FELLOWSHIP IN IMPLANTOLOGY”

Presenter: Dr Simran Kaur

Date: 15/03/2018

Venue: seminar hall

Program:

9.30-10.00	Inauguration
10.00-11.00	Lecture
11.00-11.30	Tea break
11:30-12:30	Demonstration
12.30-1.00	Break
1.00-1.30	Test
1.30-2.30	Interactive session



CHILDREN'S EDUCATION SOCIETY (Regd.)

THE OXFORD DENTAL COLLEGE

(Recognized by the Govt. of Karnataka, Affiliated to Rajiv Gandhi University of Health Sciences,
Karnataka & Recognised by Dental Council of India, New Delhi)

Bommanahalli, Hosur Road, Bangalore - 560 068.

Ph: 080-61754680 Fax: 080 - 61754693E-mail: deandirectortodc@gmail.com

Website: www.theoxford.edu

Notice to Students to Attend Training Program

No.: TODG/CBSKC/2017-18/02

Date: 04-04-2018

This is to bring to the notice of the final year BDS and Interns that a lecture on the topic "**The Orientation for Fellowship in Implantology**" is being organized on 6-10-2016 in the seminar hall from 10 am onwards. All the participants are here by instructed to attend the training program and following which a written test will be conducted. All the participants are here by instructed to attend the test after the Lecture.

Program Schedule

Presenter: Dr. Simran

Title: The Orientation for Fellowship in Implantology.

Venue: Seminar Hall

Program:

9.30 am -10.00 am	Inauguration
10.00 am -11.00 am	Lecture
11.00 am -11.30 am	Tea break
11.30 am -12.30 pm	Demonstration
12.30 pm -1.00 pm	Break
1.00 pm -1.30 pm	Test
1.30 pm -2.30 pm	Interactive session

Cc to:

1. Principal office- TODC
2. HOD's- All Departments
3. Notice Board.


PRINCIPAL
The Oxford Dental College
Bommanahalli, Hosur Road,
Bangalore - 560 068.



CHILDREN'S EDUCATION SOCIETY (Regd.)

THE OXFORD DENTAL COLLEGE

(Recognized by the Govt. of Karnataka, Affiliated to Rajiv Gandhi University of Health Sciences,
Karnataka & Recognised by Dental Council of India, New Delhi)

Bommanahalli, Hosur Road, Bangalore - 560 068.

Ph: 080-61754680 Fax: 080 - 61754693E-mail: deandirectortodc@gmail.com

Website: www.theoxford.edu

Activity Report

Date: 06.04.2018

Time: 10:00 am - 2:30 pm

Title: Orientation for Fellowship in Implantology.

Objective: To guide students to qualify and apply for fellowship in Implantology.

Location: Seminar Hall

Organized by: TODC, Capability building and skill enhancement committee in association with department of Oral and Maxillofacial surgery.

Audience: Staffs, Postgraduates, Undergraduates, and Interns

Speaker: Dr. Simran

Method adopted: Lecture.

Materials used: Power point presentation and Interactive Q and A session.

Description: A detailed lecture was delivered by Dr. Simran on 06.04.2018 from 10:00 am -11:00 am.

The target audience was the postgraduates, Undergraduates, and Interns. The aim of the meeting was to motivate and aware the students regarding the opportunities after qualifying for Fellowship in oral Implantology. Pointers and methods to apply as well as successfully clear the exams were shared and explained by Dr. Simran, under the guidance of Dr. Harish Kumar A. The program was followed by a brief fun and interactive session between the audience and the speakers after which they were asked to give their feedbacks for the same.


Chairperson
Placement & Pre-Clinical-Training Committee



CHILDREN'S EDUCATION SOCIETY (Regd.)

THE OXFORD DENTAL COLLEGE

(Recognized by the Govt. of Karnataka, Affiliated to Rajiv Gandhi University of Health Sciences, Karnataka & Recognised by Dental Council of India, New Delhi)

Bommanahalli, Hosur Road, Bangalore – 560 068.

Ph: 080-61754680 Fax : 080 – 61754693E-mail:deandirectortodc@gmail.com

Website: www.theoxford.edu





CHILDREN'S EDUCATION SOCIETY (Regd.)

THE OXFORD DENTAL COLLEGE

(Recognized by the Govt. of Karnataka, Affiliated to Rajiv Gandhi University of Health Sciences,
Karnataka & Recognised by Dental Council of India, New Delhi)

Bommanahalli, Hosur Road, Bangalore – 560 068.

Ph: 080-61754680 Fax: 080 – 61754693E-mail: deandirectortodc@gmail.com

Website: www.theoxford.edu

Question paper

Orientation for fellowship in implantology

1. What do you mean by dental implants?
2. Role of dental implants in rehabilitation of dental arches?
3. Which radiograph do you prefer for implant procedure?
4. When do u perform control x-ray after implant placement?
5. How is the radiographic aspect of retrograde peri-implantitis?
6. What are the limitations of implant supported crowns/bridges/dentures?
7. Indications of dental implants?
8. Contraindications of dental implants?
9. What are the differences between implants and fixed partial dentures?
10. What is the role of CBCT for evaluation of dental implants?
11. What are the different biomaterials used in implants?
12. What are different types of implants used in dentistry?
13. What are the medical considerations in dental implants?

Chairperson

Placement & Pre-Clinical-Training Committee



CHILDREN'S EDUCATION SOCIETY (Regd.)

THE OXFORD DENTAL COLLEGE

(Recognized by the Govt. of Karnataka, Affiliated to Rajiv Gandhi University of Health Sciences,
Karnataka & Recognised by Dental Council of India, New Delhi)

Bommanahalli, Hosur Road, Bangalore - 560 068.

Ph: 080-61754680 Fax: 080 - 61754693E-mail: deandirectortodc@gmail.com

Website: www.theoxford.edu

Answer Scheme

Orientation for fellowship in implantology

1. What do you mean by dental implants?

A dental implant (also known as an endosseous implant or fixture) is a surgical component that interfaces with the bone of the jaw or skull to support a dental prosthesis such as a crown, bridge, denture, or facial prosthesis or to act as an orthodontic anchor. The basis for modern dental implants is a biologic process called osseointegration, in which materials such as titanium or zirconia form an intimate bond to bone. The implant fixture is first placed so that it is likely to osseointegrate, then a dental prosthetic is added. A variable amount of healing time is required for osseointegration before either the dental prosthetic (a tooth, bridge or denture) is attached to the implant or an abutment is placed which will hold a dental prosthetic/crown.

2. Role of dental implants in rehabilitation of dental arches?

Treating edentulous cases with dental implants can be rewarding, providing possibly the highest levels of patient satisfaction. Restoration of aesthetics, function, and self-confidence while enhancing the biologic benefits of bone preservation are a few of the reasons that patients pursue dental implant therapy. However, the determination of the success of a given prosthesis is established by many clinical, restorative material, and biomechanical considerations. Comprehensive treatment planning will aid in the execution of functionally predictable prostheses.

3. Which radiograph do you prefer for implant procedure?

- 1) Panoramic radiograph
- 2) Periapical x ray
- 3) AP view
- 4) CBCT -----

4. When do you perform control x-ray after implant placement?

1. Immediately after implant
2. After 1-3 weeks
3. At implant uncovering
4. At prosthesis delivery

Chairperson

Placement & Pre-Clinical-Training Committee



CHILDREN'S EDUCATION SOCIETY (Regd.)

THE OXFORD DENTAL COLLEGE

(Recognized by the Govt. of Karnataka, Affiliated to Rajiv Gandhi University of Health Sciences,
Karnataka & Recognised by Dental Council of India, New Delhi)

Bommanahalli, Hosur Road, Bangalore - 560 068.

Ph: 080-61754680 Fax: 080 - 61754693 E-mail: deandirectortodc@gmail.com

Website: www.theoxford.edu

5. How is the radiographic aspect of retrograde peri-implantitis?

1. A radiopaque area at the apical aspect of the implant
2. A radiolucent area at the apical aspect of the implant
3. A radiolucent line on the lateral side of the implant
4. A radiopaque line on the lateral side of the implant

6. What are the limitations of implant supported crowns/bridges/dentures?

- 1) High costs -----
- 2) Lack of knowledge
- 3) Need of surgery
- 4) Long treatment time

7. Indications of dental implants?

- 1) Single unit toothless gap with healthy adjacent teeth.
- 2) Partial edentulism with missing posterior teeth
- 3) Patients who cannot tolerate a removable restoration (removable denture).
- 4) Patients with high aesthetic and/or functional demands.

8. Contraindications of dental implants?

Absolute contraindications

- a. Heart diseases affecting the valves, recent infarcts, severe cardiac insufficiency, cardiomyopathy
- b. Active cancer, certain bone diseases (osteomalacia, Paget's disease, brittle bones syndrome, etc.)
- c. Certain immunological diseases, immunosuppressant treatments, clinical AIDS, awaiting an organ transplant
- d. Certain mental diseases
- e. Strongly irradiated jaw bones (radiotherapy treatment)
- f. Treatments of osteoporosis or some cancers by bisphosphonates

Relative contraindications

- a. Diabetes (particularly insulin-dependent)
- b. Angina pectoris (angina)
- c. Significant consumption of tobacco
- d. Certain mental diseases
- e. Certain auto-immunes diseases
- f. Drug and alcohol dependency
- g. Pregnancy



Chairperson

Placement & Pre-Clinical-Training Committee



CHILDREN'S EDUCATION SOCIETY (Regd.)

THE OXFORD DENTAL COLLEGE

(Recognized by the Govt. of Karnataka, Affiliated to Rajiv Gandhi University of Health Sciences,
Karnataka & Recognised by Dental Council of India, New Delhi)

Bommanahalli, Hosur Road, Bangalore - 560 068.

Ph: 080-61754680 Fax : 080 - 61754693E-mail: deandirectortodc@gmail.com

Website: www.theoxford.edu

9. What are the differences between implants and fixed partial dentures?

- Reliability: Dental implants are the strongest, most reliable form of tooth replacement available.
- Comfort: Dental implants are fixed firmly to the gums, eliminating any risk of slippage. Partial dentures can come loose, slip out of place, or fall out completely.
- Impact on adjacent teeth: Partial dentures rely on adjacent teeth for support which can damage your natural teeth. Dental implants do not rely on adjacent teeth, eliminating this problem.

10. What is the role of CBCT for evaluation of dental implants?

In implant dentistry, three-dimensional (3D) imaging can be realized by dental cone beam computed tomography (CBCT), offering volumetric data on jaw bones and teeth with relatively low radiation doses and costs. The latter may explain why the market has been steadily growing since the first dental CBCT system appeared two decades ago. More than 85 different CBCT devices are currently available and this exponential growth has created a gap between scientific evidence and existing CBCT machines. Indeed, research for one CBCT machine cannot be automatically applied to other systems.

Hence, dental CBCT could be justified for presurgical diagnosis, preoperative planning and per operative transfer for oral implant rehabilitation, whilst striving for optimization of CBCT based machine-dependent, patient-specific and indication-oriented variables.

11. What are the different biomaterials used in implants?

Titanium

Titanium has a good record of being used successfully as an implant material and this success with titanium implants is credited to its excellent biocompatibility due to the formation of stable oxide layer on its surface

Titanium alloys Ti6Al4V

Titanium reacts with several other elements for eg: silver, Al, Ar, Cu, Fe, Ur, Va and Zn to form alloys. Titanium alloys exists in three forms alpha, beta and α - β . These types originate when pure titanium is heated with elements Al, VA in certain concentrations and cooled, these types originate. These added elements play like Phase- condition stabilizers. Aluminium is alpha-phase condition stabilizer, and it also increases the strength and decrease the weight of the alloy. Vanadium acts as beta-phase stabilizer. The temperature at which α -to β transformation occurs changes to a range of temperatures as Al or VA is added to Ti.

 71

Chairperson

Placement & Pre-Clinical-Training Committee



CHILDREN'S EDUCATION SOCIETY (Regd.)

THE OXFORD DENTAL COLLEGE

(Recognized by the Govt. of Karnataka, Affiliated to Rajiv Gandhi University of Health Sciences,
Karnataka & Recognised by Dental Council of India, New Delhi)

Bommanahalli, Hosur Road, Bangalore - 560 068.

Ph: 080-61754680 Fax : 080 - 61754693E-mail:deandirectortodc@gmail.com

Website: www.theoxford.edu

Both α and β forms exist in this range. Temperatures to which the desired form is present can be obtained by quenching alloy at room temperature. To increase the strength, these alloys may be heat treated. The alloys most used for dental implants are of the alpha-beta variety. The most common contains 6% Al and 4% Va. (Ti 6 Al 4V)

Ceramics

Ceramics were used for surgical implant devices because of their inert behaviour and good strength and physical properties such as minimum thermal and electrical conductivity. Certain properties of ceramics like low ductility and brittleness have limited the use of ceramics.

Aluminium, titanium, and zirconium oxides

Root form or endosteal plate form, and pin-type dental implants are generally made from High ceramics from aluminium, titanium, and zirconium oxides. The compressive, tensile, and bending strengths exceed the strength of compact bone by 3 to 5 times. These properties combined with high moduli of elasticity and especially with fatigue and fracture strength have resulted in specialized design requirements for this class of biomaterials.

12. What are different types of implants used in dentistry?

- 1) Zirconia implants
- 2) Zygomatic implants
- 3) Pterygoid implants
- 4) Basal implants
- 5) All the above -----

13. What are the medical considerations in dental implants?

The development of endosseous implants has proven to be one of the most significant benefits dentistry has offered its patients to restore predictable oral function and improve their quality of life. There do exist however, some whose medical condition or medications preclude the successful placement and retention of fixtures. Over the years the number of these compromising situations has decreased, and will continue to do so, as a better understanding of metabolic and pathologic processes is forthcoming, as well as a willingness by dentists and physicians to explore those perceived contraindications that may not be justified. This manuscript reviews conditions previously thought to be, and those that are not, indications for implant placement as a guide for the practicing implantologist. It is present history only and by no means implies that subtractions and additions may not be forthcoming.


Chairperson

Placement & Pre-Clinical-Training Committee



CHILDREN'S EDUCATION SOCIETY (Regd.)

THE OXFORD DENTAL COLLEGE

(Recognized by the Govt. of Karnataka, Affiliated to Rajiv Gandhi University of Health Sciences,
Karnataka & Recognised by Dental Council of India, New Delhi)

Bommanahalli, Hosur Road, Bangalore – 560 068.

Ph: 080-61754680 Fax : 080 – 61754693E-mail:deandirectortodc@gmail.com

Website: www.theoxford.edu

Certificate



THE OXFORD DENTAL COLLEGE

Bommanahalli, Hosur road, Bangalore

Capability building and skill enhancement committee

CERTIFICATE OF PARTICIPATION

Presented to

In recognition of participation to TRAINING PROGRAM on
“ORIENTATION FOR FELLOWSHIP IN IMPLANTOLOGY
held at The Oxford Dental College.

DR. SIMRAN KAUR
PRESENTER



CHILDREN'S EDUCATION SOCIETY (Regd.)

THE OXFORD DENTAL COLLEGE

(Recognized by the Govt. of Karnataka, Affiliated to Rajiv Gandhi University of Health Sciences,
Karnataka & Recognised by Dental Council of India, New Delhi)

Bommanahalli, Hosur Road, Bangalore - 560 068.

Ph: 080-61754680 Fax : 080 - 61754693E-mail:deandirectortodc@gmail.com

Website: www.theoxford.edu

2018-19

Academic Counselling-Pointers for Excellence

SOP for Conduct of Training Program

This orientation program will be conducted with the aim of motivating and counselling participants with respect to different future avenues in field of dentistry.

The participants will be counselled to prepare for NEET and other exams.

Moreover, different strategies to be followed to qualify various exams will be discussed.

Different mock exams will be conducted that will allow them to assess their individual performances and will give them an idea of improvement required with respect to same.

By the end program participants will be well counselled and will thus provide a way to them to excel in future.


Dean and Director
The Oxford Dental College, Bommanahalli
Hosur Road, Bengaluru - 560 068



CHILDREN'S EDUCATION SOCIETY (Regd.)

THE OXFORD DENTAL COLLEGE

(Recognized by the Govt. of Karnataka, Affiliated to Rajiv Gandhi University of Health Sciences,
Karnataka & Recognised by Dental Council of India, New Delhi)

Bommanahalli, Hosur Road, Bangalore - 560 068.

Ph: 080-61754680 Fax: 080 - 61754693E-mail:deandirectortodc@gmail.com

Website: www.theoxford.edu

Circular

NO.: TODC/CBSEC/2018-19/01

Date: 28-10-2018

It is to inform all the members of the Capability Building and Skill Enhancement Committee to attend the committee meeting on 30-10-2018 in the Seminar room of The Oxford Dental College by 10.30 am. Please find the below agenda for the meeting. All the members are requested to come with inputs and documents required.

Agenda:

- To decide date and venue for the upcoming orientation program.
- The other agenda of the day was the organization of the program for the final year BDS students and Interns.
- The last agenda was how to ensure the maximum participation in this program.



Dr. Malathi Dayalan

(Chairperson)

Chairperson

Placement & Pre-Clinical-Training Committee

Cc to:

1. Principal office- TODC
2. IQAC- TODC
3. Committee members
4. HOD's- All Departments



CHILDREN'S EDUCATION SOCIETY (Regd.)

THE OXFORD DENTAL COLLEGE

(Recognized by the Govt. of Karnataka, Affiliated to Rajiv Gandhi University of Health Sciences,
Karnataka & Recognised by Dental Council of India, New Delhi)

Bommanahalli, Hosur Road, Bangalore - 560 068.

Ph: 080-61754680 Fax : 080 - 61754693E-mail:deandirectortodc@gmail.com


Website: www.theoxford.edu

Proceedings of the Capability Building and Skill Enhancement Committee Meeting

The Capability Building and Skill Enhancement Committee conducted a meeting with all the committee members in the seminar room on 10.11.2018 at 10.30 am

The following were the members present for the meeting.

SL. No.	Name	Designation	Committee Designation
1.	Dr. Malathi Dayalan	Chairperson	Prof. & HOD- Prosthodontics
2.	Prof Nancy	Member Coordinator	Office
3.	Dr. Sowbhagya	Member	Senior Lecturer-Oral Medicine
4.	Dr. Deepa Pande	Member	Senior Lecturer-Oral Surgery
5.	Dr. Vinayak	Member	Senior Lecturer-Periodontics
6.	Dr. Jyothi	Member	Reader-Conservative
7.	Dr. Ravi Sinha	Member	Reader-Prosthodontics
8.	Dr. Asha	Member	Reader-Oral medicine
9.	Dr. Shobha	Member	Reader-Periodontics
10.	Dr. Raghunandan	Member	Professor-Orthodontics
11.	Dr. Shruthi	Member	Senior Lecturer-Oral Pathology
12.	Dr. Salome	Member	UG Student
13.	Dr. Sahil	Member	UG Student
14.	Dr. Nidhi	Member	PG Student
15.	Dr. Nandan Kumar	Member	PG Student


Chairperson
Placement & Pre-Clinical-Training Committee



CHILDREN'S EDUCATION SOCIETY (Regd.)

THE OXFORD DENTAL COLLEGE

(Recognized by the Govt. of Karnataka, Affiliated to Rajiv Gandhi University of Health Sciences,
Karnataka & Recognised by Dental Council of India, New Delhi)

Bommanahalli, Hosur Road, Bangalore - 560 068.

Ph: 080-61754680 Fax: 080 - 61754693 E-mail: deandirectortodc@gmail.com

Website: www.theoxford.edu

Resolutions:

All the committee members who attended the meeting gave their valuable inputs and had a discussion. There were many suggestions that came up from different members aiming at making the program highly beneficial to participants like encouraging them to put out their views and considering same while motivating them for higher studies and thus making the program interactive.

All the committee members agreed to the Academic Counselling-Pointers for Excellence to be held on 14.11.2018 for Final year BDS and Interns in the 7th floor seminar room at 10am.

It was also decided to plan the program and other details to be submitted at the earliest from the day of meeting.

The meeting was concluded with vote of thanks from member coordinator.

Dr. Malathi Dayalan

(Chairperson)
Chairperson

Placement & Pre-Clinical-Training Committee

Cc to:

1. Principal office- TODC
2. IQAC- TODC
3. HOD's- All Departments



CHILDREN'S EDUCATION SOCIETY (Regd.)

THE OXFORD DENTAL COLLEGE

(Recognized by the Govt. of Karnataka, Affiliated to Rajiv Gandhi University of Health Sciences,
Karnataka & Recognised by Dental Council of India, New Delhi)

Bommanahalli, Hosur Road, Bangalore – 560 068.

Ph: 080-61754680 Fax : 080 – 61754693E-mail:deandirectortodc@gmail.com

Website: www.theoxford.edu

Brochure



The Capability building and skill enhancement committee is conducting a training program on



"ACADEMIC COUNCELLINGPOINTERS FOR EXCELLENCE"

Presenter: Dr DEEPA SHETTY

Date: 14-11-2018

Venue: seminar hall

Program:

9.30-10.00	Inauguration
10.00-11.00	Lecture
11.00-11.30	Tea break
12.30-1.00	Test
1.00-1.30	Interactive session



CHILDREN'S EDUCATION SOCIETY (Regd.)

THE OXFORD DENTAL COLLEGE

(Recognized by the Govt. of Karnataka, Affiliated to Rajiv Gandhi University of Health Sciences,
Karnataka & Recognised by Dental Council of India, New Delhi)

Bommanahalli, Hosur Road, Bangalore - 560 068.

Ph: 080-61754680 Fax: 080 - 61754693 E-mail: deandirectortodc@gmail.com

Website: www.theoxford.edu

Notice to Students to Attend Training Program

NO.: TODC/CBSEC/2018-19/01

Date: 12.11.2018

This is to bring to the notice of the final year BDS and Interns that a lecture on the topic "academic counselling -pointers for excellence" is being organized on 14-11-2018 in the seminar hall from 10 am onwards. All the participants are here by instructed to attend the training program and following which a written test will be conducted. All the participants are here by instructed to attend the test after the Lecture.

Program Schedule

Presenter: Dr. Deepa Shetty

Title: Academic Counselling -Pointers for Excellence

Venue: Seminar Hall

Program:

9.30 am -10.00 am	Inauguration
10.00 am -11.00 am	Lecture
11.00 am -11.30 am	Tea break
12.30 pm -1.00 pm	Test
1.00 pm -1.30 pm	Interactive session

Cc to:

1. Principal office- TODC
2. HOD's- All Departments
3. Notice Board.


Dean and Director
The Oxford Dental College, Bommanahalli
Hosur Road Bengaluru - 560 068



CHILDREN'S EDUCATION SOCIETY (Regd.)

THE OXFORD DENTAL COLLEGE

(Recognized by the Govt. of Karnataka, Affiliated to Rajiv Gandhi University of Health Sciences,
Karnataka & Recognised by Dental Council of India, New Delhi)

Bommanahalli, Hosur Road, Bangalore - 560 068.

Ph: 080-61754680 Fax: 080 - 61754693 E-mail: deandirectortodc@gmail.com

Website: www.theoxford.edu

Activity Report

Date: 14.11.2018

Time: 10:00 am - 1:30 pm

Title: Academic Counselling - Pointers for Excellence

Objective: To create awareness among students and motivate them regarding the opportunities in various MDS specialties.

Location: Seminar Hall

Organized by: TODC, Capability Building and Skill Enhancement Committee

Audience: Staffs, Postgraduates, Undergraduates, and Interns

Speaker: Dr Deepa Shetty

Method adopted: Lecture.

Materials used: Power point presentation and Interactive Q and A session.

Description: A detailed lecture was delivered by Dr. Deepa Shetty on 14.11.2018 from 10:00 am -1:00 pm.

The target audience was the Undergraduates and Interns.

The aim of the meeting was to motivate and aware the students regarding the opportunities in various specialties in MDS. Pointers and methods to apply as well as successfully clear the exams were shared and explained by Dr. Deepa, under the guidance of Dr. A.R. Pradeep the program was followed by a brief fun and interactive session between the audience and the speakers after which they were asked to give their feedbacks for the same.

Chairperson

Placement & Pre-Clinical-Training Committee



CHILDREN'S EDUCATION SOCIETY (Regd.)

THE OXFORD DENTAL COLLEGE

(Recognized by the Govt. of Karnataka, Affiliated to Rajiv Gandhi University of Health Sciences, Karnataka & Recognised by Dental Council of India, New Delhi)

Bommanahalli, Hosur Road, Bangalore – 560 068.

Ph: 080-61754680 Fax : 080 – 61754693E-mail:deandirectortodc@gmail.com

Website: www.theoxford.edu





CHILDREN'S EDUCATION SOCIETY (Regd.)

THE OXFORD DENTAL COLLEGE

(Recognized by the Govt. of Karnataka, Affiliated to Rajiv Gandhi University of Health Sciences,
Karnataka & Recognised by Dental Council of India, New Delhi)

Bommanahalli, Hosur Road, Bangalore – 560 068.

Ph: 080-61754680 Fax: 080 – 61754693E-mail:deandirectortodcc@gmail.com

Website: www.theoxford.edu

Question Paper

Academic counselling-pointers for excellence

1. What are the factors affecting career choices?
2. Why Periodontics as a career choice?
3. Scope in Periodontics?
4. Future in periodontics?
5. How to prepare for NEET exams?
6. How to present journal club articles?
7. How to build ethical practice?
8. What should be the goal of a postgraduate student?
9. How to manage time and study effectively?
10. How to improve your clinical skills?


Chairperson
Placement & Pre-Clinical-Training Committee



CHILDREN'S EDUCATION SOCIETY (Regd.)

THE OXFORD DENTAL COLLEGE

(Recognized by the Govt. of Karnataka, Affiliated to Rajiv Gandhi University of Health Sciences,
Karnataka & Recognised by Dental Council of India, New Delhi)

Bommanahalli, Hosur Road, Bangalore - 560 068.

Ph: 080-61754680 Fax: 080 - 61754693 E-mail: deandirectortodc@gmail.com

Website: www.theoxford.edu

Answer Scheme

Academic counselling-pointers for excellence

1. What are the factors affecting career choices?

The motivating factors for selecting any career are complex, and dentistry is no exception. It becomes difficult to choose the best option that would fulfil both passion and income. Many issues may be considered when choosing a career, including one's own strengths and weaknesses, interests, desires and willingness, and financial ability to complete a possibly lengthy period of training. Other factors include the type of work involved in a particular career, availability of good employment opportunities, work environment, financial rewards, and interpersonal motives.

2. Why Periodontics as a career choice?

Periodontics is a dynamic profession that includes sophisticated treatment planning and a wide variety of treatment modalities ranging from conventional to advanced therapies. It is a comprehensive specialty that provides opportunities in academics, clinical practice that is evidence based and driven by sound scientific knowledge, paving a way for newer frontiers in research. Periodontics can be described as a cornerstone of dentistry where every other specialty revolves around it in terms of keeping the teeth healthy so that other treatments can be rendered. It is a unique branch of dentistry that enables both saving teeth and replacing them in an effective way with implants. Overall, periodontics is challenging as a specialty which is ever-changing and rewarding with feasible working hours

3. Scope in Periodontics

Career options in periodontics are manifold and diverse, enabling a periodontist a professionally gratifying and secure lifestyle

- Private clinical practice
- Government sector
- Defence services
- Academics
- Research career

4. future in periodontics

Current knowledge and innovations may be integrated and applied to reshape periodontics and potentially add great value to the specialty.


Chairperson



CHILDREN'S EDUCATION SOCIETY (Regd.)

THE OXFORD DENTAL COLLEGE

(Recognized by the Govt. of Karnataka, Affiliated to Rajiv Gandhi University of Health Sciences,
Karnataka & Recognised by Dental Council of India, New Delhi)

Bommanahalli, Hosur Road, Bangalore - 560 068.

Ph: 080-61754680 Fax: 080 - 61754693E-mail:deandirectortodc@gmail.com

Website: www.theoxford.edu

Stratification model

One model for the future of periodontics involves patient stratification to allow patients to be treated according to the complexity of controlling the case and the systemic implications of the case. The structure of managing patients based on stratification requires a multi-dimensional network that integrates periodontists, general dentists, and other selected specialists. This is enabled by digitalization and development of data portals that aid in the introduction of protocols for the management of less predictable cases.

Group model

It is important that a periodontist continue to explore and advance his/her role not only in various aspects of healthcare but also change the profile of entire profession by fitting into multiple career roles requiring organizational collaborative networks. The next horizon for the specialty probably involves more integration of periodontics with medicine and greater integration with certain segments of dentistry creating a group model.

Tele-periodontics

This is a novel concept that merges the innovative technology of telecommunications and the field of periodontics. This new field will have an infinite potential where access to a specialist will be provided at a grass-root level, enhancing effective delivery of therapy and information to the rural and underprivileged areas.

5. How to prepare for NEET exams?

1. Set targets to improve performance.
2. Take up high yielding subjects first.
3. Concentrate on clearing your basic concepts during this time.
4. Study for 6-8 hours daily.
5. Make daily, weekly and monthly planners.
6. Enrol for doubt clearing sessions.
7. Do not study for continuous hours at a stretch.

Chairperson

Placement & Pre-Clinical-Training Committee



CHILDREN'S EDUCATION SOCIETY (Regd.)

THE OXFORD DENTAL COLLEGE

(Recognized by the Govt. of Karnataka, Affiliated to Rajiv Gandhi University of Health Sciences,
Karnataka & Recognised by Dental Council of India, New Delhi)

Bommanahalli, Hosur Road, Bangalore - 560 068.

Ph: 080-61754680 Fax: 080 - 61754693E-mail: deandirectortodc@gmail.com

Website: www.theoxford.edu

6. How to present journal club articles

1. Be brief and concise.
2. Focus on the subject.
3. Attract attention; indicate interesting details.
4. If possible, use relevant visual illustrations (pictures, maps, charts graphs, etc.).
5. Use bullet points or numbers to structure the text.
6. Make clear statements about the essence/results of the topic/research

7. How to build ethical practice?

Adopt ethical principles in all aspects of treatment modalities; Professional honesty & integrity are to be fostered. Develop Communication skills to make awareness regarding periodontal disease Apply high moral and ethical standards while carrying out human or animal research, be humble, accept the limitations in his/her knowledge and skill, and ask for help from colleagues when needed, Respect patients' rights and privileges, including patients right to information and right to seek a second opinion.

8. What should be the goal of a postgraduate student?

- Plan out/ carry out research activity both basic and clinical aspects with the aim of publishing his/her work in scientific journals
- Reach to the public to motivate and educate regarding periodontal disease, its prevention and consequences if not treated
- Plan out epidemiological survey to assess prevalence and incidence of early onset periodontitis and adult periodontitis in Indian population (Region wise)
- Shall develop knowledge, skill in the science and practice of Oral Implantology
- Shall develop teaching skill in the field of Periodontology and Oral Implantology
- Principals of Surgery and Medical Emergencies.
- To sensitize students about inter disciplinary approach towards the soft tissues of the oral cavity with the help of specialist from other departments.


Chairperson

Placement & Pre-Clinical-Training Committee



CHILDREN'S EDUCATION SOCIETY (Regd.)

THE OXFORD DENTAL COLLEGE

(Recognized by the Govt. of Karnataka, Affiliated to Rajiv Gandhi University of Health Sciences,
Karnataka & Recognised by Dental Council of India, New Delhi)

Bommanahalli, Hosur Road, Bangalore - 560 068.

Ph: 080-61754680 Fax : 080 - 61754693 e-mail: deandirectortodc@gmail.com

Website: www.theoxford.edu

9. How to manage time and study effectively

1. Write a "to-do" list. ...
2. Prioritise your work constantly. ...
3. Find a dedicated study space and time. ...
4. Budget your time to make the most of it. ...
5. Work out your optimum study method. ...
6. Be realistic about the time you spend studying. ...
7. Focus on long-term goals. ...
8. Solicit help when you need it.

10. How to improve your clinical skills?

1. Manual dexterity comes first. ...
2. A way with details. ...
3. Strong interpersonal skills make all the difference. ...
4. Having a desire to learn makes you different from the rest. ...
5. They should be masters of art. ...
6. Good business skills help. ...
7. A passion for providing care to those in need makes you stand out.

Chairperson

Placement & Pre-Clinical-Training Committee



CHILDREN'S EDUCATION SOCIETY (Regd.)

THE OXFORD DENTAL COLLEGE

(Recognized by the Govt. of Karnataka, Affiliated to Rajiv Gandhi University of Health Sciences,
Karnataka & Recognised by Dental Council of India, New Delhi)

Bommanahalli, Hosur Road, Bangalore – 560 068.

Ph: 080-61754680 Fax : 080 – 61754693E-mail:deandirectortodc@gmail.com

Website: www.theoxford.edu

Certificates



THE OXFORD DENTAL COLLEGE

Bommanahalli, Hosur road, Bangalore

Capability building and skill enhancement committee

CERTIFICATE OF PARTICIPATION

Presented to

In recognition of participation to TRAINING PROGRAM on
"ACADEMIC COUNSELLING INTERNS FOR EXCELLENCE"
held at The Oxford Dental College.

DR. DEEPA SHETTY
PRESENTER



CHILDREN'S EDUCATION SOCIETY (Regd.)

THE OXFORD DENTAL COLLEGE

(Recognized by the Govt. of Karnataka, Affiliated to Rajiv Gandhi University of Health Sciences,
Karnataka & Recognised by Dental Council of India, New Delhi)

Bommanahalli, Hosur Road, Bangalore - 560 068.

Ph: 080-61754680 Fax : 080 - 61754693 E-mail: deandirector@odc@gmail.com

Website: www.theoxford.edu

Corporate Jobs and Position as Medical Officer

SOP for Conduct of Training Program

This orientation program aims at making students aware of different future prospects in corporate sector after graduating as dentists. Through this program they will be made aware that in addition to private practice there are different avenues for them in the corporate sector and how they can even work as medical officer.

The participants will be briefed about different existing corporate chains and how they function. They will be given insight into how to develop their own corporate chains and how to become the part of existing ones. The program aims at motivating participants to take up jobs of medical officer in future and how in that way they can directly participate in benefiting the health sector of society.

On conclusion of this orientation program participants will be well acquainted with the different avenues for them as dentists in corporate sector and also, they will be enlightened with the role of medical officer in upliftment of health sector.


Dean and Director
The Oxford Dental College, Bommanahalli
Hosur Road Bengaluru - 560 068



CHILDREN'S EDUCATION SOCIETY (Regd.)

THE OXFORD DENTAL COLLEGE

(Recognized by the Govt. of Karnataka, Affiliated to Rajiv Gandhi University of Health Sciences,
Karnataka & Recognised by Dental Council of India, New Delhi)

Bommanahalli, Hosur Road, Bangalore - 560 068.

Ph: 080-61754680 Fax : 080 - 61754693E-mail:deandirectortodc@gmail.com

Website: www.theoxford.edu

Circular

No.: TODC/CBSEC/2018-19/02

Date: 08.04.2019

It is to inform all the members of the Capability Building and Skill Enhancement Committee is conducting a program on **Corporate Jobs and Position as Medical Officer** to attend the committee meeting on 26-03-2019 in the Seminar room of The Oxford Dental College by 10.30 am. Please find the below agenda for the meeting. All the member are requested to come with inputs and documents required.

Agenda:

- To decide date and venue for the upcoming orientation program.
- The other agenda of the day was the organization of the program for the final year BDS students and Interns.
- The last agenda was how to ensure the maximum participation in this program.

Dr. Malathi Dayalan

(Chairperson)

Chairperson

Placement & Pre-Clinical-Training Committee

Cc to:

1. Principal office- TODC
2. IQAC- TODC
3. Committee members
4. HOD's- All Departments



CHILDREN'S EDUCATION SOCIETY (Regd.)

THE OXFORD DENTAL COLLEGE

(Recognized by the Govt. of Karnataka, Affiliated to Rajiv Gandhi University of Health Sciences, Karnataka & Recognised by Dental Council of India, New Delhi)

Bommanahalli, Hosur Road, Bangalore - 560 068.

Ph: 080-61754680 Fax : 080 - 61754693E-mail:deandirectortodc@gmail.com

Website: www.theoxford.edu

Proceedings of the Capability Building and Skill Enhancement Committee

The Capability Building and Skill Enhancement Committee conducted a meeting with all the committee members in the seminar room on 26.03.2019 at 10.30 am

The following were the members present for the meeting.

SL. No.	Name	Designation	Committee Designation
1.	Dr. Malathi Dayalan	Chairperson	Prof. & HOD- Prosthodontics
2.	Prof Nancy	Member Coordinator	Office
3.	Dr. Sowbhagya	Member	Senior Lecturer-Oral Medicine
4.	Dr. Deepa Pande	Member	Senior Lecturer-Oral Surgery
5.	Dr. Vinayak	Member	Senior Lecturer-Periodontics
6.	Dr. Jyothi	Member	Reader-Conservative
7.	Dr. Ravi Sinha	Member	Reader-Prosthodontics
8.	Dr. Asha	Member	Reader-Oral medicine
9.	Dr. Shobha	Member	Reader-Periodontics
10.	Dr. Raghunandan	Member	Professor-Orthodontics
11.	Dr. Shruthi	Member	Senior Lecturer-Oral pathology
12.	Dr. Salome	Member	UG Student
13.	Dr. Sahil	Member	UG Student
14.	Dr. Nidhi	Member	PG Student
15.	Dr. Nandan Kumar	Member	PG Student

Resolutions:

All the committee members who attended the meeting gave their valuable inputs and had a discussion. There were many suggestions that came up from different members aiming at making the program highly beneficial to participants like encouraging them to put out their views and considering same while motivating them for higher studies and thus making the program interactive.

All the committee members agreed to the training program on corporate jobs and position as medical officer to be held on 10.04.2019 for Final year BDS and Interns in the 7th floor seminar room at 10:00 am.

It was also decided to plan the program and other details to be submitted at the earliest from the day of meeting.


Chairperson 90

Placement & Pre-Clinical-Training Committee



CHILDREN'S EDUCATION SOCIETY (Regd.)

THE OXFORD DENTAL COLLEGE

(Recognized by the Govt. of Karnataka, Affiliated to Rajiv Gandhi University of Health Sciences,
Karnataka & Recognised by Dental Council of India, New Delhi)

Bommanahalli, Hosur Road, Bangalore - 560 068.

Ph: 080-61754680 Fax : 080 - 61754693 E-mail: deandirectortodc@gmail.com

Website: www.theoxford.edu

The meeting was concluded with vote of thanks from member coordinator.

Dr. Malathi Dayalar

(Chairperson)

Chairperson

Placement & Pre-Clinical-Training Committee

Cc to:

1. Principal office- TODC
2. IQAC- TODC
3. HOD's- All Departments



CHILDREN'S EDUCATION SOCIETY (Regd.)

THE OXFORD DENTAL COLLEGE

(Recognized by the Govt. of Karnataka, Affiliated to Rajiv Gandhi University of Health Sciences, Karnataka & Recognised by Dental Council of India, New Delhi)

Bommanahalli, Hosur Road, Bangalore – 560 068.

Ph: 080-61754680 Fax : 080 – 61754693E-mail:deandirectortodc@gmail.com

Website: www.theoxford.edu

Brochure



THE OXFORD DENTAL COLLEGE

Capability building and skill enhancement committee conducting training program on



“CORPORATE JOBS AND POSITION AS MEDICAL OFFICER”

Presenter: Dr ANTARA SHOME

Date: 10/04/2019

Venue: seminar hall

Program:

9.30-10.00	Inauguration
10.00-11.00	Lecture
11.00-11.30	Tea break
11:30-12:30	Demonstration
12.30-1.00	Break
1.00-1.30	Test
1.30-2.30	Interactive session



CHILDREN'S EDUCATION SOCIETY (Regd.)
THE OXFORD DENTAL COLLEGE
(Recognized by the Govt. of Karnataka, Affiliated to Rajiv Gandhi University of Health Sciences,
Karnataka & Recognised by Dental Council of India, New Delhi)
Bommanahalli, Hosur Road, Bangalore - 560 068.
Ph: 080-61754680 Fax : 080 - 61754693E-mail:deandirectoritodc@gmail.com
Website: www.theoxford.edu

Notice to Students to Attend Training Program

No.: TODC/CBSEC/2018-19/02

Date: 08.04.2019

This is to bring to the notice of the final year BDS and Interns that a lecture on the topic "**Corporate Jobs and Position as Medical Officer**" is being organized on 10-04-2019 in the seminar hall from 10 am onwards. All the participants are here by instructed to attend the training program and following which a written test will be conducted. All the participants are here by instructed to attend the test after the Lecture.

Program Schedule

Presenter: Dr. Antara Shome

Title: Corporate Jobs and Position as Medical Officer

Venue: Seminar Hall

Program:

9.30 am - 10.00 am	Inauguration
10.00 am - 11.00 am	Lecture
11.00 am - 11.30 am	Tea break
12.30 pm - 1.00 pm	Test
1.00 pm - 1.30 pm	Interactive session

Cc to:

1. Principal office- TODC
2. HOD's- All Departments
3. Notice Board.


Dean and Director
The Oxford Dental College, Bommanahalli
Hosur Road Bengaluru - 560 068



CHILDREN'S EDUCATION SOCIETY (Regd.)

THE OXFORD DENTAL COLLEGE

(Recognized by the Govt. of Karnataka, Affiliated to Rajiv Gandhi University of Health Sciences,
Karnataka & Recognised by Dental Council of India, New Delhi)

Bommanahalli, Hosur Road, Bangalore - 560 068.

Ph: 080-61754680 Fax: 080 - 61754693 E-mail: deandirectortodc@gmail.com

Website: www.theoxford.edu

Activity Report

Title: Corporate Jobs and Position as Medical Officer

Date: 10.04.2019

Time: 10:00 am - 1:30 pm

Location: Seminar Hall

Objective: To create awareness among students and motivate them regarding the opportunities in corporate jobs and benefits of being a Medical Officer

Organized by: TODC, Capability Building and Skill Enhancement Committee Meeting

Audience: Staffs, Postgraduates, Undergraduates and Interns

Speaker: Dr. Antara Shome

Method adopted: Lecture.

Materials used: Power point presentation and Interactive Q and A session.

Description: A detailed lecture was delivered by Dr. Antara on **10.04.2019** from 10:00 am -11:00 am.

The target audience was the Staff members, Post graduate students, undergraduate students and Interns.

The aim of the meeting was to motivate and aware the students regarding the opportunities in corporate jobs and benefits of being a Medical Officer. Pointers and methods to apply as well as successfully clear the interviews were shared and explained by Dr. Antara.

The program was followed by a brief fun and interactive session between the audience and the speakers after which they were asked to give their feedbacks for the same.

Chairperson

Placement & Pre-Clinical-Training Committee



CHILDREN'S EDUCATION SOCIETY (Regd.)

THE OXFORD DENTAL COLLEGE

(Recognized by the Govt. of Karnataka, Affiliated to Rajiv Gandhi University of Health Sciences, Karnataka & Recognised by Dental Council of India, New Delhi)

Bommanahalli, Hosur Road, Bangalore – 560 068.

Ph: 080-61754680 Fax : 080 – 61754693E-mail:deandirectortodc@gmail.com

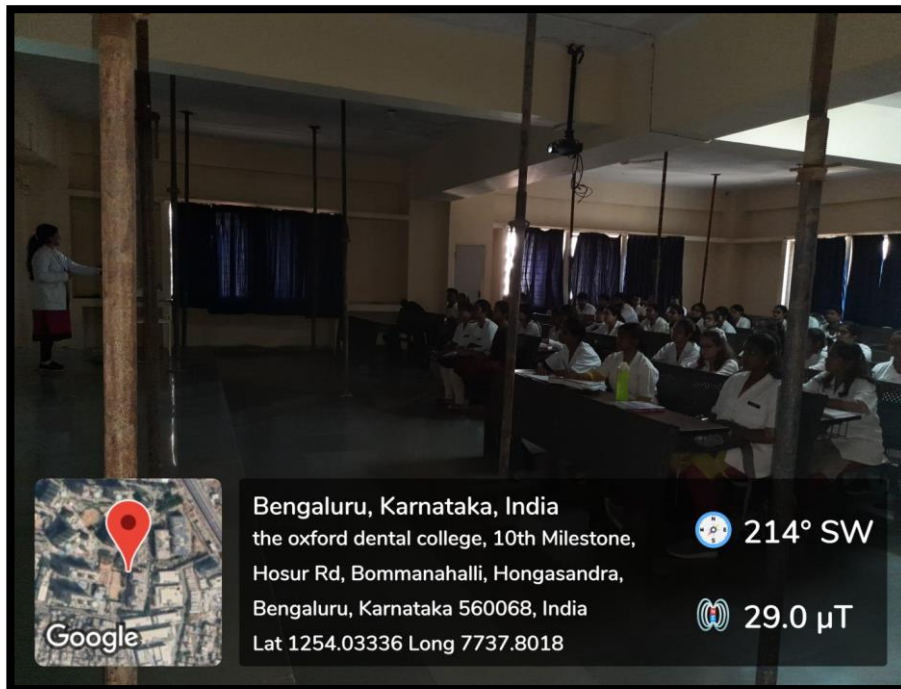
Website: www.theoxford.edu



Bengaluru, Karnataka, India
the oxford dental college, 10th Milestone, Hosur Rd, Bommanahalli, Hongasandra, Bengaluru, Karnataka 560068, India
Lat 1254.03336 Long 7737.8018

75° E

36.0 μ T



Bengaluru, Karnataka, India
the oxford dental college, 10th Milestone, Hosur Rd, Bommanahalli, Hongasandra, Bengaluru, Karnataka 560068, India
Lat 1254.03336 Long 7737.8018

214° SW

29.0 μ T



CHILDREN'S EDUCATION SOCIETY (Regd.)

THE OXFORD DENTAL COLLEGE

(Recognized by the Govt. of Karnataka, Affiliated to Rajiv Gandhi University of Health Sciences,
Karnataka & Recognised by Dental Council of India, New Delhi)

Bommanahalli, Hosur Road, Bangalore – 560 068.

Ph: 080-61754680 Fax : 080 – 61754693E-mail:deandirectortodc@gmail.com

Website: www.theoxford.edu

Certificate



THE OXFORD DENTAL COLLEGE

Bommanahalli, Hosur road, Bangalore

Capability building and skill enhancement committee”

CERTIFICATE OF PARTICIPATION

Presented to

In recognition of participation to TRAINING PROGRAM on
“CORPORATE JOBS AND POSITION AS MEDICAL OFFICER
held at The Oxford Dental College.

DR. ANTARA SHOME
PRESENTER



CHILDREN'S EDUCATION SOCIETY (Regd.)

THE OXFORD DENTAL COLLEGE

(Recognized by the Govt. of Karnataka, Affiliated to Rajiv Gandhi University of Health Sciences,
Karnataka & Recognised by Dental Council of India, New Delhi)

Bommanahalli, Hosur Road, Bangalore - 560 068.

Ph: 080-61754680 Fax: 080 - 61754693E-mail:deandirectortodc@gmail.com

Website: www.theoxford.edu

2019-20

Career Guidance for Students after Post Graduation- Fellowships and PHD Programs

SOP for Conduct of Training Program

This orientation program aims at making students aware of different prospects in fellowships and PHD programs after graduating as dentists. Through this program they will be made aware that in addition to post graduation there are different avenues for them in the field to excel.

The participants will be briefed about various institutions offering fellowships and PHD guides to follow individual's interest in respective area. They will be given insight into how to develop their profession and how to become the part of existing ones.

On conclusion of this orientation program participants will be well acquainted with the different avenues for postgraduates and, they will be enlightened with the future of holding onto fellowships and PHD programs to grow in the field.


Dean and Director
The Oxford Dental College, Bommanahalli
Hosur Road Bengaluru - 560 068



CHILDREN'S EDUCATION SOCIETY (Regd.)

THE OXFORD DENTAL COLLEGE

(Recognized by the Govt. of Karnataka, Affiliated to Rajiv Gandhi University of Health Sciences,
Karnataka & Recognised by Dental Council of India, New Delhi)

Bommanahalli, Hosur Road, Bangalore - 560 068.

Ph: 080-61754680 Fax : 080 - 61754693E-mail:deandirectortodc@gmail.com

Website: www.theoxford.edu

Circular

NO.: TODC/SGCCC/2019-20/01

Date: 28-10-2019

It is to inform all the members of the Student Guidance and Career Counselling Cell to attend the committee meeting on 30-10-2019 in the Seminar room of The Oxford Dental College by 10.30am. Please find the below agenda for the meeting. All the members are requested to come with inputs and documents required.

Agenda:

- To decide date and venue for the upcoming orientation program.
- The other agenda of the day was the organization of the program for the final year BDS students and Interns.
- The last agenda was how to ensure the maximum participation in this program.

Dr. Malathi Dayalan

(Chairperson)

Chairperson

Placement & Pre-Clinical-Training Committee

Cc to:

1. Principal office- TODC
2. IQAC- TODC
3. Committee members
4. HOD's- All Departments



CHILDREN'S EDUCATION SOCIETY (Regd.)

THE OXFORD DENTAL COLLEGE

(Recognized by the Govt. of Karnataka, Affiliated to Rajiv Gandhi University of Health Sciences,
Karnataka & Recognised by Dental Council of India, New Delhi)

Bommanahalli, Hosur Road, Bangalore - 560 068.

Ph: 080-61754680 Fax: 080 - 61754693E-mail: deandirectortodc@gmail.com

Website: www.theoxford.edu

Proceedings of the Student Guidance and Career Counselling Cell

The Student Guidance and Career Counselling Cell conducted a meeting with all the committee members in the Seminar Room on 06.11.2019 at 10.30 am

The following were the members present for the meeting

SL. No.	Name	Designation	Committee Designation
1.	Dr. Malathi Dayalan	Chairperson	Prof. & HOD- Prosthodontics
2.	Prof Nancy	Member Coordinator	Office
3.	Dr. Sowbhagya	Member	Senior Lecturer-Oral Medicine
4.	Dr. Deepa Pande	Member	Senior Lecturer-Oral Surgery
5.	Dr. Vinayak	Member	Senior Lecturer-Periodontics
6.	Dr. Jyothi	Member	Reader-Conservative
7.	Dr. Ravi Sinha	Member	Reader-Prosthodontics
8.	Dr. Asha	Member	Reader-Oral medicine
9.	Dr. Shobha	Member	Reader-Periodontics
10.	Dr. Raghunandan	Member ^t	Professor-Orthodontics
11.	Dr. Shruthi	Member	Senior Lecturer-Oral Pathology
12.	Dr. Salome	Member	UG Student
13.	Dr. Sahil	Member	UG Student
14.	Dr. Nidhi	Member	PG Student
15.	Dr. Nandan Kumar	Member	PG Student

Chairperson

Placement & Pre-Clinical-Training Committee



CHILDREN'S EDUCATION SOCIETY (Regd.)

THE OXFORD DENTAL COLLEGE

(Recognized by the Govt. of Karnataka, Affiliated to Rajiv Gandhi University of Health Sciences,
Karnataka & Recognised by Dental Council of India, New Delhi)

Bommanahalli, Hosur Road, Bangalore - 560 068.

Ph: 080-61754680 Fax: 080 - 61754693E-mail:deandirectortodc@gmail.com

Website: www.theoxford.edu

Resolutions:

All the committee members who attended the meeting gave their valuable inputs and had a discussion. There were many suggestions that came up from different members aiming at making the program highly beneficial to participants like encouraging them to put out their views and considering same while motivating them for higher studies and thus making the program interactive.

All the committee members agreed to the training program on Career Guidance for Students after Post Graduation-Fellowships and PHD Programs to be held on 06.10.2016 for Final year BDS and Interns in the 7th floor seminar room at 10:00 am.

It was also decided to plan the program and other details to be submitted at the earliest from the day of meeting.

The meeting was concluded with vote of thanks from member coordinator.

Dr. Malathi Dayalan

(Chairperson)

Chairperson

Placement & Pre-Clinical-Training Committee

Cc to:

1. Principal office- TODC
2. IQAC- TODC
3. HOD's- All Departments



CHILDREN'S EDUCATION SOCIETY (Regd.)

THE OXFORD DENTAL COLLEGE

(Recognized by the Govt. of Karnataka, Affiliated to Rajiv Gandhi University of Health Sciences,
Karnataka & Recognised by Dental Council of India, New Delhi)

Bommanahalli, Hosur Road, Bangalore – 560 068.

Ph: 080-61754680 Fax : 080 – 61754693E-mail:deandirectortodc@gmail.com

Website: www.theoxford.edu

Brochure



THE OXFORD DENTAL COLLEGE
Bommanahalli, Hosur road, Bangalore



“CAREER GUIDANCE FOR STUDENTS AFTER POST GRADUATION-
FELLOWSHIPS AND PHD PROGRAMS”

Presenter: Dr. Deepa Shetty

Date: 11/11/2020

Venue: seminar hall

Program:

9.30-10.00	Inauguration
10.00-11.00	Lecture
11.00-11.30	Tea break
11:30-12:30	Demonstration
12.30-1.00	Break
1.00-1.30	Test
1.30-2.30	Interactive session



CHILDREN'S EDUCATION SOCIETY (Regd.)

THE OXFORD DENTAL COLLEGE

(Recognized by the Govt. of Karnataka, Affiliated to Rajiv Gandhi University of Health Sciences,
Karnataka & Recognised by Dental Council of India, New Delhi)

Bommanahalli, Hosur Road, Bangalore - 560 068.

Ph: 080-61754680 Fax: 080 - 61754693E-mail: deandirectortodc@gmail.com

Website: www.theoxford.edu

Notice to Students to Attend Training Program

NO.: TODC/CBSKC/2019-20/01

Date: 04-11-2019

This is to bring to the notice of the final year BDS and Interns that a lecture on the topic on Career Guidance for Students after Post Graduation- Fellowships and Ph.D. Programs is being organised on 11-11-2019 in the seminar hall from 10 am onwards. All the participants are here by instructed to attend the training program and following which a written test will be conducted. All the participants are here by instructed to attend the test after the Lecture.

Program Schedule

Presenter: Dr. Srinu G

Title: Career Guidance for Students after Post Graduation- Fellowships and PHD Programs


Venue: Seminar Hall

Program:

9.30 am - 10.00 am	Inauguration
10.00 am - 11.00 am	Lecture
11.00 am - 11.30 am	Tea break
11:30 am - 12:30 pm	Lecture
12.30 pm - 1.00 pm	Break
1.00 pm - 1.30 pm	Test
1.30 pm - 2.30 pm	Interactive session

Cc to:

1. Principal office- TODC
2. HOD's- All Departments
3. Notice Board.


Dean and Director
The Oxford Dental College, Bommanahalli
Hosur Road Bengaluru - 560 068



CHILDREN'S EDUCATION SOCIETY (Regd.)

THE OXFORD DENTAL COLLEGE

(Recognized by the Govt. of Karnataka, Affiliated to Rajiv Gandhi University of Health Sciences,
Karnataka & Recognised by Dental Council of India, New Delhi)
Bommanahalli, Hosur Road, Bangalore - 560 068.
Ph: 080-61754680 Fax: 080 - 61754693E-mail: deandirectortodc@gmail.com
Website: www.theoxford.edu

Activity Report

Title: Career guidance for students after Post graduation- Fellowships and PHD programs

Date: 11.11.2019

Time: 10:00 am- 2:30 pm

Objective: To create awareness among students and motivate them regarding the opportunities and methodology for fellowships and PHD programs in various clinical and non-clinical specialties in dentistry.

Location: Seminar Hall

Organized by: TODC, Student Guidance and Career Counselling Cell

Audience: Staffs, Postgraduates, and Interns

Speaker: Dr. Srinu G

Method adopted: Lecture.

Materials used: Power point presentation and Interactive Q and A session.

Description: A detailed lecture was delivered by Dr. Srinu G on 11.11.2019 from 10:00 am -11:00 am.

The target audience was the Staff members, Post graduate students and Interns. The aim of the meeting was to motivate and aware the students regarding the opportunities for fellowships and PHD programs in various clinical and non-clinical specialties in dentistry. Pointers and methods to apply as well as successfully clear the exams were shared and explained by Dr. Srinu.

The program was followed by a brief fun and interactive session between the audience and the speakers after which they were asked to give their feedbacks for the same.

Chairperson

Placement & Pre-Clinical-Training Committee



CHILDREN'S EDUCATION SOCIETY (Regd.)

THE OXFORD DENTAL COLLEGE

(Recognized by the Govt. of Karnataka, Affiliated to Rajiv Gandhi University of Health Sciences, Karnataka & Recognised by Dental Council of India, New Delhi)

Bommanahalli, Hosur Road, Bangalore – 560 068.

Ph: 080-61754680 Fax : 080 – 61754693E-mail:deandirectortodc@gmail.com

Website: www.theoxford.edu





CHILDREN'S EDUCATION SOCIETY (Regd.)

THE OXFORD DENTAL COLLEGE

(Recognized by the Govt. of Karnataka, Affiliated to Rajiv Gandhi University of Health Sciences,
Karnataka & Recognised by Dental Council of India, New Delhi)

Bommanahalli, Hosur Road, Bangalore - 560 068.

Ph: 080-61754680 Fax : 080 - 61754693E-mail:deandirectortodc@gmail.com

Website: www.theoxford.edu

Question Paper

Career Guidance for Students after Post Graduation- Fellowships and PHD Programs

1. What are the criteria's that affect one's career choices?
2. What is the various options post MDS and Fellowship courses?
3. How to build ethical practice?
4. Scope in clinical research?
5. Which fellowships to look out for?
6. How to improve your clinical skills?
7. Scope in academics?
8. How to manage time and study effectively to keep yourself updated with the current trends?
9. How to set up a dental practice?



Chairperson

Placement & Pre-Clinical-Training Committee



CHILDREN'S EDUCATION SOCIETY (Regd.)

THE OXFORD DENTAL COLLEGE

(Recognized by the Govt. of Karnataka, Affiliated to Rajiv Gandhi University of Health Sciences, Karnataka & Recognised by Dental Council of India, New Delhi)

Bommanahalli, Hosur Road, Bangalore - 560 068.

Ph: 080-61754680 Fax : 080 - 61754693E-mail:deandirectortodc@gmail.com

Website: www.theoxford.edu

Answer Scheme

1. What are the criteria's that affect one's career choices?

The motivating factors for selecting any career are complex, and dentistry is no exception. It becomes difficult to choose the best option that would fulfil both passion and income. Many issues may be considered when choosing a career, including one's own strengths and weaknesses, interests, desires and willingness, and financial ability to complete a possibly lengthy period of training. Other factors include the type of work involved in a particular career, availability of good employment opportunities, work environment, financial rewards, and interpersonal motives.

2. What is the various options post MDS and Fellowship courses?

Career options are manifold and diverse, enabling dentist a professionally gratifying and secure lifestyle

- Private clinical practice
- Government sector
- Defence services
- Academics
- Research career

3. How to build ethical practice?

Adopt ethical principles in all aspects of treatment modalities; Professional honesty & integrity are to be fostered. Develop Communication skills to make awareness regarding periodontal disease Apply high moral and ethical standards while carrying out human or animal research, be humble, accept the limitations in his/her knowledge and skill, and ask for help from colleagues when needed, Respect patients' rights and privileges, including patients right to information and right to seek a second opinion.

4. Scope in clinical research?

The Discipline of Clinical Dental Research has undergoing changes in scope, methods, instrumentation, and technology which is driven by increased awareness of quality health care in developing countries and advanced biotechnological availability in developed world. It includes increase application of computer technology in diagnostic science, molecular methods, and clinical measurements, which in turn will affect clinical decision making with increased accuracy. The changes in pattern of oral disease have further increased the scope of clinical research with shift in focus of research to explore unknown etiological factor and etiopathogenesis. Hence the overall trend is towards the increased demand of trained and experienced clinical investigator in dentistry.


Chairperson
Placement & Pre-Clinical-Training Committee 106



CHILDREN'S EDUCATION SOCIETY (Regd.)

THE OXFORD DENTAL COLLEGE

(Recognized by the Govt. of Karnataka, Affiliated to Rajiv Gandhi University of Health Sciences,
Karnataka & Recognised by Dental Council of India, New Delhi)
Bommanahalli, Hosur Road, Bangalore - 560 068.
Ph: 080-61754680 Fax: 080 - 61754693E-mail: deandirectortodc@gmail.com
Website: www.theoxford.edu

5. Which fellowships to look out for?

A candidate can choose from variety of fellowships that are offered depending on his/her interests like implantology, aesthetics, lasers.

6. How to improve your clinical skills?

- Manual dexterity comes first. ...
- A way with details. ...
- Strong interpersonal skills make all the difference. ...
- Having a desire to learn makes you different from the rest. ...
- They should be masters of art. ...
- Good business skills help. ...
- A passion for providing care to those in need makes you stand out.

7. Scope in academics?

After MDS scope in academics is bright. If one has the passion in teaching then can opt for this option. It also opens newer opportunities in research. Additionally, you have easy access to constantly update your knowledge and skills

8. How to manage time and study effectively to keep yourself updated with the current trends?

1. Write a "to-do" list.
2. Keep reading journals
3. Prioritise your work constantly.
4. Find a dedicated study space and time.
5. Budget your time to make the most of it.
6. Work out your optimum study method.
7. Focus on long-term goals.

9. How to set up a dental practice?

Get your objectives straight Your motives drive your action and having common objectives for your personal and professional life can help you greatly succeed in your practice. Setting your objectives on money, family, freedom of time and learning will give your insight into how big or small your dental practice needs to be. For instance, if your prime focus is your family then having a practice close to your home could help you save the commute time for your family. Hire the right people. Managing the entire clinic all by your self is a daunting task. Hiring people skilled in medical treatments and clinic management will help you focus on the core - treating patients. You can leverage contacts both online and offline to look for people looking for part time jobs.



Chairperson

107



CHILDREN'S EDUCATION SOCIETY, (Regd.)

THE OXFORD DENTAL COLLEGE

(Recognized by the Govt. of Karnataka, Affiliated to Rajiv Gandhi University of Health Sciences,
Karnataka & Recognised by Dental Council of India, New Delhi)

Bommanahalli, Hosur Road, Bangalore - 560 068.

Ph: 080-61754680 Fax : 080 - 61754693E-mail: deandirectortodc@gmail.com

Website: www.theoxford.edu

Listing jobs in college bulletins and medicine related forums could bring in students looking for practical experience, learning and income. Using proper equipment certified by trusted medical organizations will help garner trust among your patients. Getting basic gear like mouth mirror, dental chair, retractors, and drills while also keeping a good ambience in mind helps you treat your patients better. A comprehensive practice management software can also simplify many administrative tasks and help with patient management. In India, getting the approvals required for opening your clinic might take longer than you think. Make a list of all the approvals you need and give some buffer time for delays. Approvals for setting up a practice can include, but is not limited to:

- Shop and Establishment Act Registration
- Bio-waste Disposal
- Fire Department
- Water Department

Chairperson

Placement & Pre-Clinical-Training Committee



CHILDREN'S EDUCATION SOCIETY (Regd.)

THE OXFORD DENTAL COLLEGE

(Recognized by the Govt. of Karnataka, Affiliated to Rajiv Gandhi University of Health Sciences,
Karnataka & Recognised by Dental Council of India, New Delhi)

Bommanahalli, Hosur Road, Bangalore – 560 068.

Ph: 080-61754680 Fax : 080 – 61754693E-mail:deandirectortodc@gmail.com

Website: www.theoxford.edu

Certificates



THE OXFORD DENTAL COLLEGE

Bommanahalli, Hosur road, Bangalore

CAPABILITY BUILDING AND SKILL ENHANCEMENT TRAINING COMMITTEE

CERTIFICATE OF PARTICIPATION

In recognition of participation to Guidance for Career Counseling on
**"CAREER GUIDANCE FOR STUDENTS AFTER POST GRADUATION FELLOWSHIPS AND
PHD PROGRAMS**
held at The Oxford Dental College.

DR. PRADEEP RAJU
presenter

DR. DEEPA SHETTY
presenter



CHILDREN'S EDUCATION SOCIETY (Regd.)

THE OXFORD DENTAL COLLEGE

(Recognized by the Govt. of Karnataka, Affiliated to Rajiv Gandhi University of Health Sciences,
Karnataka & Recognised by Dental Council of India, New Delhi)

Bommanahalli, Hosur Road, Bangalore - 560 068.

Ph: 080-61754680 Fax: 080 - 617546938-mail:deandirectortodc@gmail.com

Website: www.theoxford.edu


Orientation and Awareness for Medical Emergencies and Management Program

SOP for Conduct of Training Program

The aim of this program is to guide the students with respect to various medical emergencies that might rise during clinical practice. At the undergraduate level and even after graduation students lack the enough information about managing a medical emergency at chair side.

Students will be briefed about managing such scenarios with knowledge of general medicine and anticipate the emergencies and be able to manage with confidence.

By the end of this program, students will be valiant to manage a medical emergency on their own without apprehension.


Dean and Director
The Oxford Dental College, Bommanahalli
Hosur Road Bengaluru - 560 068



CHILDREN'S EDUCATION SOCIETY (Regd.)

THE OXFORD DENTAL COLLEGE

(Recognized by the Govt. of Karnataka, Affiliated to Rajiv Gandhi University of Health Sciences,
Karnataka & Recognised by Dental Council of India, New Delhi)

Bommanahalli, Hosur Road, Bangalore - 560 068.

Ph: 080-61754680 Fax : 080 - 61754693E-mail:deandirectortodc@gmail.com

Website: www.theoxford.edu

Circular

No.: TODC/SGCCC/2019-20/02

Date: 28-01-2020

It is to inform all the members of Student Guidance and Career Counselling Cell is conducting a program on **Orientation and Awareness for Medical Emergencies and Management Program** to attend the committee meeting on 30-1-2020 in the Seminar room of The Oxford Dental College by 10.30 am. Please find the below agenda for the meeting. All the members are requested to come with inputs and documents required.

Please find the below agenda for the meeting. All the members are requested to come with inputs and documents required.

Agenda:

- To decide date and venue for the upcoming orientation program.
- The other agenda of the day was the organization of the program for the final year BDS students and Interns.
- The last agenda was how to ensure the maximum participation in this program.


Dr. Malathi Dayalan

(Chairperson)

Chairperson
Placement & Pre-Clinical-Training Committee

Cc to:

1. Principal office- TODC
2. IQAC- TODC
3. Committee members
4. HOD's- All Departments



CHILDREN'S EDUCATION SOCIETY (Regd.)

THE OXFORD DENTAL COLLEGE

(Recognized by the Govt. of Karnataka, Affiliated to Rajiv Gandhi University of Health Sciences,
Karnataka & Recognised by Dental Council of India, New Delhi)

Bommanahalli, Hosur Road, Bangalore - 560 068.

Ph: 080-61754680 Fax : 080 - 61754693E-mail:deandirectortodc@gmail.com

Website: www.theoxford.edu

Proceedings of the Student Guidance and Career Counselling Cell meeting

The Guidance for Career counselling conducted a meeting with all the committee members in the seminar room on 30.01.2020 at 10.30 am

The following were the members present for the meeting.

SL. No.	Name	Designation	Committee Designation
1.	Dr. Malathi Dayalan	Chairperson	Prof. & HOD- Prosthodontics
2.	Prof Nancy	Member Coordinator	Office
3.	Dr. Sowbhagya	Member	Senior Lecturer-Oral Medicine
4.	Dr. Deepa Pande	Member	Senior Lecturer-Oral Surgery
5.	Dr. Vinayak	Member	Senior Lecturer-Periodontics
6.	Dr. Jyothi	Member	Reader-Conservative
7.	Dr. Ravi Sinha	Member	Reader-Prosthodontics
8.	Dr. Asha	Member	Reader-Oral medicine
9.	Dr. Shobha	Member	Reader-Periodontics
10.	Dr. Raghunandan	Member	Professor-Orthodontics
11.	Dr. Shruthi	Member	Senior Lecturer-Oral pathology
12.	Dr. Salome	Member	UG Student
13.	Dr. Sahil	Member	UG Student
14.	Dr. Nidhi	Member	PG Student
15.	Dr. Nandan Kumar	Member	PG Student


Chairperson

Placement & Pre-Clinical-Training Committee



CHILDREN'S EDUCATION SOCIETY (Regd.)

THE OXFORD DENTAL COLLEGE

(Recognized by the Govt. of Karnataka, Affiliated to Rajiv Gandhi University of Health Sciences,
Karnataka & Recognised by Dental Council of India, New Delhi)

Bommanahalli, Hosur Road, Bangalore - 560 068.

Ph: 080-61754680 Fax : 080 - 61754693E-mail:deandirectortodc@gmail.com

Website: www.theoxford.edu

Resolutions:

All the committee members who attended the meeting gave their valuable inputs and had a discussion. There were many suggestions that came up from different members aiming at making the program highly beneficial to participants and making the program interactive.

All the committee members agreed to conducting a program on Orientation and Awareness for Medical Emergencies and Management Program on 06.02.2020 for Final year BDS and Interns in the 7th floor seminar room at 10am.

It was also decided to plan the program and other details to be submitted at the earliest from the day of meeting.

Chairperson

Placement & Pre-Clinical-Training Committee



CHILDREN'S EDUCATION SOCIETY (Regd.)

THE OXFORD DENTAL COLLEGE

(Recognized by the Govt. of Karnataka, Affiliated to Rajiv Gandhi University of Health Sciences, Karnataka & Recognised by Dental Council of India, New Delhi)

Bommanahalli, Hosur Road, Bangalore – 560 068.

Ph: 080-61754680 Fax : 080 – 61754693E-mail:deandirectortodc@gmail.com

Website: www.theoxford.edu

Brochure

THE OXFORD DENTAL COLLEGE
Bommanahalli, Hosur road, Bangalore

“ORIENTATION AND AWARENESS FOR MEDICAL EMERGENCIES AND MANAGEMENT PROGRAM ”

Presenter:Dr shyma
Date: 06/02/2020
Venue: seminar hall
Program:

9.30-10.00	Inauguration
10.00-11.00	Lecture
11.00-11.30	Tea break
11:30-12:30	Demonstration
12.30-1.00	Break
1.00-1.30	Test
1.30-2.30	Interactive session



CHILDREN'S EDUCATION SOCIETY (Regd.)

THE OXFORD DENTAL COLLEGE

(Recognized by the Govt. of Karnataka, Affiliated to Rajiv Gandhi University of Health Sciences,
Karnataka & Recognised by Dental Council of India, New Delhi)
Bommanahalli, Hosur Road, Bangalore - 560 068.
Ph: 080-61754680 Fax : 080 - 61754693E-mail:deandirectortodc@gmail.com
Website: www.theoxford.edu

Notice to Students to Attend Training Program

NO.: TODC/SGCCC/2019-20/02

Date: 04-02-2020

This is to bring to the notice of the final year BDS and Interns that a lecture on the topic on Orientation and Awareness for Medical Emergencies and Management Program is being organized on 6-02-2020 in the seminar hall from 10 am onwards. All the participants are here by instructed to attend the training program and following which a written test will be conducted. All the participants are here by instructed to attend the test after the Lecture.

Program Schedule

Presenter: Dr. Shiyama

Title: Orientation and Awareness for Medical Emergencies and Management Program

Venue: Seminar Hall

Program:

9.30 am - 10.00 am	Inauguration
10.00 am - 11.00 am	Lecture
11.00 am - 11.30 am	Tea break
11:30 am - 12:30 pm	Demonstration
12.30 pm - 1.00 pm	Break
1.00 pm - 1.30 pm	Test
1.30 pm - 2.30 pm	Interactive session

Cc to:

1. Principal office- TODC
2. HOD's- All Departments
3. Notice Board.


Dean and Director
The Oxford Dental College, Bommanahalli,
Hosur Road Bengaluru - 560 068



CHILDREN'S EDUCATION SOCIETY (Regd.)

THE OXFORD DENTAL COLLEGE

(Recognized by the Govt. of Karnataka, Affiliated to Rajiv Gandhi University of Health Sciences,
Karnataka & Recognised by Dental Council of India, New Delhi)

Bommanahalli, Hosur Road, Bangalore - 560 068.

Ph: 080-61754680 Fax: 080 - 61754693E-mail: deandirectortodc@gmail.com

Website: www.theoxford.edu

Activity Report

Date: 06.02.2020

Time: 10:00 am -11:00 am.

Title: Orientation and Awareness for Medical Emergencies and Management Program

Objective: Motivation and Orientation of the under graduates to prepare them for Medical Emergency Management.

Location: Seminar Hall

Organized by: TODC, Student Guidance and Career Counselling Cell

Audience: Under graduates

Speaker: Dr. Shyma, M.D


Method adopted: Lectures.

Materials used: Power Point Presentation.

Description: A detailed lecture was delivered by Dr. Shyma, M.D on 06.02.2020 from 10:00 am -11:00 am.

The target audience was the undergraduate students. The aim of the meeting was Orient and Counsel the under graduates to help prepare students to manage Medical Emergency.

The program was followed by interactive Question Answer session which was undertaken by the undergraduates after which they were asked to give their feedbacks for the same.


Chairperson
Placement & Pre-Clinical-Training Committee



CHILDREN'S EDUCATION SOCIETY (Regd.)

THE OXFORD DENTAL COLLEGE

(Recognized by the Govt. of Karnataka, Affiliated to Rajiv Gandhi University of Health Sciences,
Karnataka & Recognised by Dental Council of India, New Delhi)

Bommanahalli, Hosur Road, Bangalore – 560 068.

Ph: 080-61754680 Fax : 080 – 61754693E-mail:deandirectortodc@gmail.com

Website: www.theoxford.edu





CHILDREN'S EDUCATION SOCIETY (Regd.)

THE OXFORD DENTAL COLLEGE

(Recognized by the Govt. of Karnataka, Affiliated to Rajiv Gandhi University of Health Sciences,
Karnataka & Recognised by Dental Council of India, New Delhi)

Bommanahalli, Hosur Road, Bangalore - 560 068.

Ph: 080-61754680 Fax: 080 - 61754693E-mail: deandirectortodc@gmail.com

Website: www.theoxford.edu

Question Paper

Orientation and Awareness for Medical Emergencies and Management Program

- How do you mean by ASA?
- How do you classify a patient based on ASA classification?
- What is the difference between emergencies and urgency?
- What are the medical emergencies encountered in the dental office?
- How do you manage a patient with syncope?

Clear the airway

- Assess if the person is conscious / breathing
- Lay the person on his back on a hard surface
- Using a head tilt -chin lift open his airway
- Check for breathing sound
- If not breathing, start mouth-to-mouth breath How do you manage a patient with diabetes mellitus?
- How do you manage a patient with hypoglycaemia?
- How do you manage a patient with bronchial asthma?
- How do you manage a patient with angina pectoris?
- How do you manage a patient with myocardial infarction?
- How do you manage a patient with infective endocarditis?
- How do you manage a patient with seizures?
- How do you manage a patient with hyperthyroidism?
- How do you manage a patient with anaphylaxis?


Chairperson

Placement & Pre-Clinical-Training Committee



CHILDREN'S EDUCATION SOCIETY (Regd.)

THE OXFORD DENTAL COLLEGE

(Recognized by the Govt. of Karnataka, Affiliated to Rajiv Gandhi University of Health Sciences, Karnataka & Recognised by Dental Council of India, New Delhi)

Bommanahalli, Hosur Road, Bangalore - 560 068.

Ph: 080-61754680 Fax: 080 - 61754693 E-mail: deandirectortodc@gmail.com

Website: www.theoxford.edu

Answer Scheme

➤ **How do u mean by ASA?**

The American Society of Anaesthesiologists (ASA) physical status classification system was developed to offer clinicians a simple categorization of a patient's physiological status that can help predict operative risk. The ASAPS originated in 1941 and has seen some revisions since that time. This activity covers the American Society of Anaesthesiologists (ASA) physical status classification system's classification of patients so healthcare teams can make an informed decision as to whether a given patient is a good candidate for anaesthesia.

➤ **How do you classify a patient based on ASA classification?**

The latest version of the American Society of Anaesthesiologists (ASA) physical status classification system (ASAPS), as approved by the ASA House of Delegates on October 15, 2014.

- a. ASA 1: A normal healthy patient. Example: Fit, nonobese (BMI under 30), a non-smoking patient with good exercise tolerance.
- b. ASA 2: A patient with mild systemic disease. Example: Patient with no functional limitations and a well-controlled disease (e.g., treated hypertension, obesity with BMI under 35, frequent social drinker, or cigarette smoker).
- c. ASA 3: A patient with a severe systemic disease that is not life-threatening. Example: Patient with some functional limitation due to disease (e.g., poorly treated hypertension or diabetes, morbid obesity, chronic renal failure, a bronchospastic disease with intermittent exacerbation, stable angina, implanted pacemaker).
- d. ASA 4: A patient with a severe systemic disease that is a constant threat to life. Example: Patient with functional limitation from severe, life-threatening disease (e.g., unstable angina, poorly controlled COPD, symptomatic CHF, recent (less than three months ago) myocardial infarction or stroke).
- e. ASA 5: A moribund patient who is not expected to survive without the operation. The patient is not expected to survive beyond the next 24 hours without surgery—examples: ruptured abdominal aortic aneurysm, massive trauma, and extensive intracranial haemorrhage with mass effect.
- f. ASA 6: A brain-dead patient whose organs are being removed with the intention of transplanting them into another patient.


Chairperson

Placement & Pre-Clinical-Training Committee



CHILDREN'S EDUCATION SOCIETY (Regd.)

THE OXFORD DENTAL COLLEGE

(Recognized by the Govt. of Karnataka, Affiliated to Rajiv Gandhi University of Health Sciences,
Karnataka & Recognised by Dental Council of India, New Delhi)

Bommanahalli, Hosur Road, Bangalore - 560 068.

Ph: 080-61754680 Fax: 080 - 61754693E-mail: deandirectortodc@gmail.com

Website: www.theoxford.edu

➤ **What is the difference between emergencies and urgency?**

Emergency is considered a situation where the life, health, property, or environment faces an immediate threat. In emergencies, urgent measures must be taken to prevent the situation from worsening. In some conditions, the urgent threat cannot be prevented and only be palliated by giving help later.

The definition of emergency depends upon the agencies which respond to emergency situations, the procedures involved in taking care of a situation and jurisdiction. The government is responsible for setting the standards as they are the ones who manage emergencies.

Urgency is a state when there is immediate need of action. It can be described as a critical situation of haste. When something is urgent, it needs prompt attention, or it might worsen. The standards of urgency are also set by the government and the agencies which take care of them. Urgency is different for medical professionals, pilots and other professionals.

- What are the medical emergencies encountered in the dental office?
- Most common medical emergencies occur in dental office are
- Adrenal crisis
- Anaphylaxis asthma
- Cardiac emergencies
- Epileptic seizures
- Hypoglycaemia
- Red flag sepsis
- Stroke
- Syncope.

➤ **How do you manage a patient with syncope?**

Help for a generalised seizure in a dental practice

1. Clear all dental instruments away from the patient.
2. If the patient is on the dental chair: place the dental chair in a supported, supine position as near to the floor as possible. If the patient is not on the chair, ease them onto the floor and protect their head from injury by gently cushioning with a pillow or coat. Move things away from them to protect from injury. If dental treatment has begun, try and ease the patient onto their side to reduce the possibility of them aspirating secretions and recent dental work.
3. Do not restrain the patient.
4. Do not put your fingers in his or her mouth (you might be bitten), or try and put anything in their mouth for them to bite on.
5. Time the seizure. Call the emergency services if the seizure lasts longer than five minutes or the patient experiences repeated seizures.

 120

Chairperson

Placement & Pre-Clinical-Training Committee



CHILDREN'S EDUCATION SOCIETY (Regd.)

THE OXFORD DENTAL COLLEGE

(Recognized by the Govt. of Karnataka, Affiliated to Rajiv Gandhi University of Health Sciences,
Karnataka & Recognised by Dental Council of India, New Delhi)

Bommanahalli, Hosur Road, Bangalore - 560 068.

Ph: 080-61754680 Fax: 080 - 61754693E-mail: deandirectortodc@gmail.com

Website: www.theoxford.edu

6. Loosen any tight clothes around their neck and loosen belts. Protect the patient's dignity.
7. Call the emergency services if the patient looks cyanotic [blue] from the onset.
8. Administering oxygen may be helpful.
9. If the seizure lasts longer than five minutes or for repeated seizures, administer buccal midazolam or appropriate emergency anti-epileptic drugs from your emergency drugs. Contact the emergency services if unsure.
10. Be aware of the possibility of compromised airway or uncontrollable seizure.

Once the seizure has finished, place the patient in the recovery position, on his or her side. These guidelines should also be followed:

1. Do not undertake further dental treatment that day.
2. Try to talk to the patient to evaluate the level of consciousness during the post-ictal phase.
3. Do not attempt to restrain the patient, as he or she might be confused.
4. Do not allow the patient to leave the practice until you are sure they have made a full recovery.
5. Contact the patient's family if he or she is alone.
6. Do a brief oral examination for sustained injuries.
7. Depending on post-ictal state, discharge the patient home with a responsible person, to his or her family physician or call the emergency services.

Phone for an ambulance

- If they are blue and appear not to be breathing
- If it is their first seizure attack.
- If the seizure lasts for more than 5 minutes.
- If they have another seizure immediately afterwards.
- If they are injured
- If they are known to have seizures and this one is different.
- If they are unresponsive for more than 5 minutes after the seizure.

➤ How do you manage a patient with diabetes mellitus?

Dental management considerations for the diabetic patient

- Consult with patient's physician to assess diabetes control
- Update medical history and medications and review systems at each appointment.
- Confirm that patient has eaten and taken medications before initiating treatment.
- Anticipate and be prepared to manage hypoglycaemia.


Chairperson

121

Placement & Pre-Clinical-Training Committee



CHILDREN'S EDUCATION SOCIETY (Regd.)

THE OXFORD DENTAL COLLEGE

(Recognized by the Govt. of Karnataka, Affiliated to Rajiv Gandhi University of Health Sciences, Karnataka & Recognised by Dental Council of India, New Delhi)

Bommanahalli, Hosur Road, Bangalore - 560 068.

Ph: 080-61754680 Fax: 080 - 61754693E-mail: deandirectortodc@gmail.com

Website: www.theoxford.edu

- Prevent, treat, and eliminate infections promptly
 - Do not use or recommend aspirin-containing compounds
 - Achieve profound local anaesthesia
 - Ensure excellent oral hygiene and provide profound preventive care
 - Reinforce regular diet and medication regimen before and after dental appointments.
 - Take glucometer reading if patient is high risk, on insulin or having surgery.
- **How do you manage a patient with hypoglycaemia?**
- Management of an intraoperative hypoglycemic emergency
 - Terminate dental treatment immediately.

Awake/alert patient

- Administer 15g of oral carbohydrate (i.e., glucose tablet, 180ml orange juice, 15-25ml sugar)
- Monitor blood glucose and repeat carbohydrate dosing as necessary.

Uncooperative patient

- Seek emergency medical assistance
- Administer glucagon 1mg via SC or IM injection followed by oral glucose supplement or
- Administer 20-50ml of 50% dextrose solution intravenously

Unconscious patient

- Seek emergency medical assistance
- Administer 20-50% dextrose solution.

➤ **How do you manage a patient with bronchial asthma?**

One of the most important aspects that the dentist must consider is to avoid triggering an asthmatic crisis. To this end, a number of preventive measures need to be taken:

- Know the patient's medical history: type of asthma, triggers, severity and usual treatment. On the other hand, it is very important to ensure that the patient carries the medication and has taken it before starting any dental surgery.
- Know and detect the signs and symptoms that generate a crisis and avoid precipitating factors. Anxiety can be one of these factors, so it is very important to establish an honest and supportive relationship with the patient from the first moment they come to seek help for their oral health problem.



Chairperson

122

Placement & Pre-Clinical-Training Committee



CHILDREN'S EDUCATION SOCIETY (Regd.)

THE OXFORD DENTAL COLLEGE

(Recognized by the Govt. of Karnataka, Affiliated to Rajiv Gandhi University of Health Sciences, Karnataka & Recognised by Dental Council of India, New Delhi)

Bommanahalli, Hosur Road, Bangalore - 560 068.

Ph: 080-61754680 Fax: 080 - 61754693 E-mail: deandirectortodc@gmail.com

Website: www.theoxford.edu

- The professional should discuss with the patient his/her dental condition, how he/she will be treated and any fears the patient may have regarding the treatment.

The patient should be invited to ask questions and the dentist should respond openly and directly. The patient should be informed about the measures the dentist will take to prevent the onset of pain and make the consultation more comfortable. If there is going to be some discomfort at any point during the procedure, the patient should be informed at what point it will occur.

Very anxious patients can be medicated with a small dose of anti-anxiety medication the night before and one hour before the appointment.

If any signs or symptoms such as coughing, shortness of breath, wheezing, or chest tightness are detected, treatment should be stopped immediately, and the usual nebulizer administered.

Finally, it is important to consider drug interactions with dental practice. Drugs such as aspirin or other nonsteroidal anti-inflammatory drugs (NSAIDs) may trigger the attack.


On the other hand, macrolide antibiotics such as erythromycin should not be prescribed to patients treated with theophylline because they may increase its toxicity.

➤ How do you manage a patient with angina pectoris?

Dental professionals should be equipped with knowledge and training to deal with medical emergencies as they may occur. Chest pain could be related to acute myocardial infarction, angina pectoris, supraventricular tachycardia, gastroesophageal reflux, anxiety, and costochondritis.

Patient often describes chest pain as "tightness", "fullness", "constriction", "pressure" or "a heavy weight" on the chest. Patient's history is the key determinant to identify the cause of chest pain. Angina pectoris and acute myocardial infarction are the most common cardiac causes for chest pain that patients may experience in dental setting. If this is the first episode of chest pain, dentist should treat the patient as if it was an acute myocardial infarction and call for emergency medical services.

In cases of conscious patient with patent airway; dentist should seat the patient in upright position and assure the patient until the pain subsides. The patient then scheduled for another appointment and discharged accompanied by an adult to escort the patient.


Chairperson

123

Placement & Pre-Clinical-Training Committee



CHILDREN'S EDUCATION SOCIETY (Regd.)

THE OXFORD DENTAL COLLEGE

(Recognized by the Govt. of Karnataka, Affiliated to Rajiv Gandhi University of Health Sciences,
Karnataka & Recognised by Dental Council of India, New Delhi)

Bommanahalli, Hosur Road, Bangalore - 560 068.

Ph: 080-61754680 Fax: 080 - 61754693E-mail: deandirectortodc@gmail.com

Website: www.theoxford.edu

If the patient is a known case of angina pectoris and the patient has glyceryl trinitrate tablet or spray, have the patient chew the tablet or spray it under the tongue. Dentist should not discharge the patient until the painfully subsides and an adult companion may escort the patient.

If the patient is unconscious, dentist should establish patent airway and CPR until the emergency medical services arrive and take over.

➤ **How do you manage a patient with myocardial infarction?**

Myocardial infarction is caused by abrupt anoxia to a portion of the heart resulting in myocardial tissue necrosis. Anoxia results from conditions that lead to the formation of atherosclerotic plaques. In later stages, atherosclerotic plaques may become disrupted and contribute to thrombus formation. Atherosclerotic plaques and thrombi impair blood flow to large and medium-sized arteries of the heart. History of cardiovascular diseases, diabetes mellitus, and cerebrovascular disease increases the overall risk of perioperative MI.

Prevention:

- Identify at-risk patient
- Reduce anxiety
- Ensure profound local anaesthesia
- Use local anaesthetic agent containing a vasoconstrictor congruent with the patient's functional capacity.

Emergency response:

- Place patient in an upright or semi-reclining position
- Notify EMS
- ❖ Administer 6L/min oxygen with nasal cannula
- ❖ Encourage patient to chew an adult aspirin, 325mg, unless otherwise contraindicated
- ❖ Monitor vital signs
- ❖ If patient is unresponsive, no normal breathing, and no palpable pulse consider the diagnosis of cardiac arrest
- ❖ Immediate CPR and defibrillation congruent with current recommendations.

➤ **How do you manage a patient with infective endocarditis?**

The new guidelines suggest preventive treatment for all patients with cardiac conditions listed above, but not for all dental procedures.


Chairperson

Placement & Pre-Clinical-Training Committee 124



CHILDREN'S EDUCATION SOCIETY, (Regd.)

THE OXFORD DENTAL COLLEGE

(Recognized by the Govt. of Karnataka, Affiliated to Rajiv Gandhi University of Health Sciences,
Karnataka & Recognised by Dental Council of India, New Delhi)

Bommanahalli, Hosur Road, Bangalore - 560 068.

Ph: 080-61754680 Fax: 080 - 61754693E-mail: deandirectortodc@gmail.com

Website: www.theoxford.edu

The guidelines suggest treatment only:

- During dental procedures that involve manipulation of gingival tissue (around bone and teeth) or the periapical region of teeth (tip of the tooth root)
- When the inside lining of the mouth is perforated

The guidelines *do not* recommend antibiotics for these dental procedures or events:

- Routine anaesthetic injections through noninfected tissue
- Dental X-rays
- Placement of removable prosthodontic or orthodontic appliances
- Adjustment of orthodontic appliances
- Placement of orthodontic brackets
- Shedding of baby teeth
- Bleeding from trauma to the lips or inside of the mouth

➤ **How do you manage a patient with seizures?**

Management

Pharmacotherapy

About 80% of patients with epilepsy are controlled with medication. Antiepileptic drugs (AEDs) are used to treat or prevent seizures. Prior to 1993, the choice of AEDs was limited to traditional drugs, such as phenobarbital, primidone, phenytoin, carbamazepine, and valproate. Over the past eight years, several new medications have been approved by the United States Food and Drug Administration (FDA). Antiepileptic drugs are selected based on the type of seizure, age of the patient, side effects, cost of the medication, and adherence to the use of the AED. If the seizure is not controlled with one medication, an alternate drug is tried. If monotherapy is unsuccessful, a second drug can be added for polytherapy. Monotherapy is preferable, since polytherapy increases the incidence of adverse effects.

Nonpharmacological Therapies

Vagus Nerve Stimulation (VNS) Some people whose seizures are unmanageable with AEDs may benefit from vagus nerve stimulation with a Neuro Cybernetic Prosthesis (NCP). The FDA approved the use of VNS in 1997. It is approved as an adjunct therapy for refractory partial seizures in adults and adolescents who are over 12 years old. The NCP is a small pacemaker-like electric pulse generating device surgically placed subcutaneously over the left chest wall or under the left pectoralis muscle. Small wires placed under the skin attach the device to the left vagus nerve. The left nerves always used because the right one is more likely to cause cardiac complications.


Chairperson 125

Placement & Pre-Clinical-Training Committee



CHILDREN'S EDUCATION SOCIETY (Regd.)

THE OXFORD DENTAL COLLEGE

(Recognized by the Govt. of Karnataka, Affiliated to Rajiv Gandhi University of Health Sciences,
Karnataka & Recognised by Dental Council of India, New Delhi)

Bommanahalli, Hosur Road, Bangalore - 560 068.

Ph: 080-61754680 Fax : 080 - 61754693 E-mail: deandirectortodc@gmail.com

Website: www.theoxford.edu

An electrical generator is programmed to send energy impulses to the brain. When the person feels a seizure is starting, she/he activates the device using a small magnet. The device sends electric impulses through the vagus nerve to the brain to help interrupt the seizure. During stimulation the patient may experience the following side effects: coughing, hoarseness, throat pain, numbness of the throat or chin, and, in some cases, increased salivation and dysphagia.

➤ **How do you manage a patient with hyperthyroidism?**

Thyroid diseases are relatively common; according to the National Health Insurance, the prevalence of thyroid disease in the past 10 years has rapidly increased. Furthermore, there has been a steady increase in the frequency of hyperthyroidism and thyrotoxicosis (Graves' disease). Therefore, careful assessment of previous medical history for systemic or thyroid disease is essential prior to dental treatment. Thyroid disorders are caused by either overproduction of thyroid hormones (hyperthyroidism) or underproduction (hypothyroidism), and their clinical severity varies widely, from asymptomatic to life-threatening.

Drugs used during dental treatment may cause reactions in patients with thyroid disorders and must be considered prior to treatment. Patients with hypothyroidism are sensitive to central nervous system (CNS)-active drugs such as antidepressants and sedatives, resulting in severe side effects. On the other hand, patients with thyrotoxicosis are sensitive to catecholamine drugs such as epinephrine, and injection can induce high blood pressure, tachycardia, or marked dysrhythmia.

Patients with thyroid diseases who underwent prior treatment often show normal thyroid function, and risk is not elevated during dental treatment. However, undiagnosed thyroid conditions present a risk. According to the American Society of Anaesthesiologists (ASA) score, untreated thyroid patients should be considered to demonstrate Class III status. The risk of hyperthyroid patients not regaining consciousness following dental treatment is low, but complications such as fainting and hyperventilation due to stress-induced psychological factors or local anaesthesia and pain can occur. Untreated hyperthyroidism can exhibit acute symptoms, including thyroid crisis, and must be evaluated in advance.



Chairperson

Placement & Pre-Clinical-Training Committee



CHILDREN'S EDUCATION SOCIETY (Regd.)

THE OXFORD DENTAL COLLEGE

(Recognized by the Govt. of Karnataka, Affiliated to Rajiv Gandhi University of Health Sciences,
Karnataka & Recognised by Dental Council of India, New Delhi)

Bommanahalli, Hosur Road, Bangalore - 560 068.

Ph: 080-61754680 Fax : 080 - 61754693E-mail:deandirectortodc@gmail.com

Website: www.theoxford.edu

➤ **How do you manage a patient with anaphylaxis?**

- Call for help from colleagues and request the emergency drugs, oxygen and resuscitation kit
- Assess the patient following the ABCDE approach
- If anaphylaxis is suspected, call 999 for an ambulance and state anaphylaxis communicate effectively.
- Immediately stop the dental procedure, clear the airway of any materials, and remove any contact of likely triggering agent from the patient.
- Ensure the patient is in a comfortable position; patients with airway and breathing difficulties may prefer to sit up, while those with hypotension usually benefit from lying down with legs raised.
- Administer oxygen 15 litres/min through a non-rebreather oxygen mask (if available, establish oxygen saturation monitoring using a pulse oximeter)
- For severe reactions where there is life-threatening airway and/or breathing and/or circulation problems (that is, hoarseness, stridor, severe wheeze, cyanosis, pale, clammy, drowsy, confusion or coma), administer IM adrenaline 500 mcg
- Closely monitor the patient following the ABCDE approach
- Repeat IM adrenaline at five-minute intervals until there has been an adequate response
- Do not sit the patient up or stand them up if they are feeling faint or dizzy - they may be in profound shock and may then have a cardiac arrest.

Chairperson

Placement & Pre-Clinical-Training Committee



CHILDREN'S EDUCATION SOCIETY (Regd.)

THE OXFORD DENTAL COLLEGE

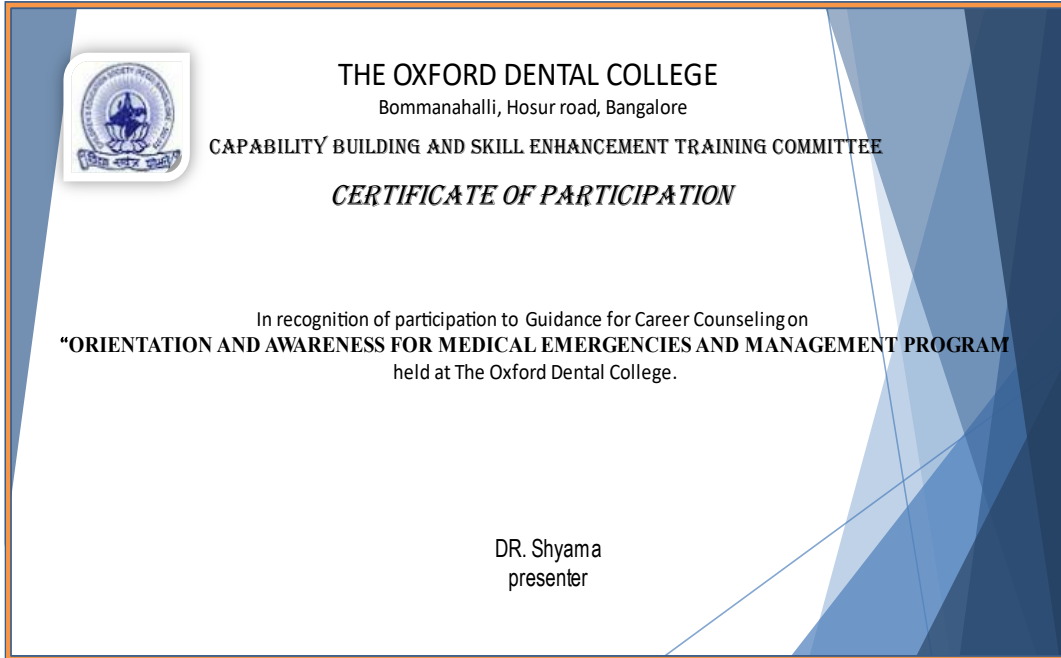
(Recognized by the Govt. of Karnataka, Affiliated to Rajiv Gandhi University of Health Sciences,
Karnataka & Recognised by Dental Council of India, New Delhi)

Bommanahalli, Hosur Road, Bangalore – 560 068.

Ph: 080-61754680 Fax : 080 – 61754693E-mail:deandirectortodc@gmail.com

Website: www.theoxford.edu

Certificates





CHILDREN'S EDUCATION SOCIETY (Regd.)

THE OXFORD DENTAL COLLEGE

(Recognized by the Govt. of Karnataka, Affiliated to Rajiv Gandhi University of Health Sciences,
Karnataka & Recognised by Dental Council of India, New Delhi)

Bommanahalli, Hosur Road, Bangalore - 560 068.

Ph: 080-61754680 Fax : 080 - 61754693E-mail:deandirectortodc@gmail.com

Website: www.theoxford.edu

Guiding the Path-Keys to Crack International Entrance Examinations

SOP for Conduct of Training Program

At the undergraduate level and even after graduation students lack the enough information about various examinations, they can aspire for to get into higher education specially at the international level. So, the aim of this program is to guide the students with respect to various examinations that they can apply for to seek higher studies in various international colleges.

Students will be briefed about different examinations that they can apply for, their fee structures etc.

Not only this, but different language tests that they need to qualify to apply for same will also be communicated to them.

They will be provided information with respect to how to carry out preparations with respect to these examinations. Students will also be given a brief insight into future prospects of qualifying these examinations and how it would make them stand at par excellence with other future emerging professionals.

Dean and Director

**The Oxford Dental College, Bommanahalli
Hosur Road Bengaluru - 560 068**



CHILDREN'S EDUCATION SOCIETY (Regd.)

THE OXFORD DENTAL COLLEGE

(Recognized by the Govt. of Karnataka, Affiliated to Rajiv Gandhi University of Health Sciences,
Karnataka & Recognised by Dental Council of India, New Delhi)

Bommanahalli, Hosur Road, Bangalore - 560 068.

Ph: 080-61754680 Fax: 080 - 61754693E-mail: deandirectortodc@gmail.com

Website: www.theoxford.edu

Circular

NO.: TODC/CBSKC/2019-20/03

Date: 22-01-2020

It is to inform all the members of the Capability Building and Skill Enhancement Committee is conducting a program on **Guiding the Path-Keys to Crack International Entrance Examinations** to attend the committee meeting on 24-01-2020 in the Seminar room of The Oxford Dental College by 10.30am. Please find the below agenda for the meeting. All the members are requested to come with inputs and documents required.

Agenda:

- To decide date and venue for the upcoming orientation program.
- The other agenda of the day was the organization of the program for the final year BDS students and Interns.
- The last agenda was how to ensure the maximum participation in this program.

Dr. Malathi Dayalan

(Chairperson)

Chairperson

Placement & Pre-Clinical-Training Committee

Cc to:

1. Principal office- TODC
2. IQAC- TODC
3. Committee members
4. HOD's- All Departments



CHILDREN'S EDUCATION SOCIETY (Regd.)

THE OXFORD DENTAL COLLEGE

(Recognized by the Govt. of Karnataka, Affiliated to Rajiv Gandhi University of Health Sciences,
Karnataka & Recognised by Dental Council of India, New Delhi)

Bommanahalli, Hosur Road, Bangalore - 560 068.

Ph: 080-61754680 Fax: 080 - 61754693E-mail:deandirectortodc@gmail.com

Website: www.theoxford.edu

Proceedings of the Capability Building and Skill Enhancement Committee meeting

The Capability Building and Skill Enhancement Committee conducted a meeting with all the committee members in the seminar room on 24.01.2020 at 10.30 am

The following were the members present for the meeting.

SL. No.	Name	Designation	Committee Designation
1.	Dr. Malathi Dayalan	Chairperson	Prof. & HOD- Prosthodontics
2.	Prof Nancy	Member Coordinator	Office
3.	Dr. Sowbhagya	Member	Senior Lecturer-Oral Medicine
4.	Dr. Deepa Pande	Member	Senior Lecturer-Oral Surgery
5.	Dr. Vinayak	Member	Senior Lecturer-Periodontics
6.	Dr. Jyothi	Member	Reader-Conservative
7.	Dr. Ravi Sinha	Member	Reader-Prosthodontics
8.	Dr. Asha	Member	Reader-Oral medicine
9.	Dr. Shobha	Member	Reader-Periodontics
10.	Dr. Raghunandan	Member	Professor-Orthodontics
11.	Dr. Shruthi	Member	Senior Lecturer-Oral Pathology
12.	Dr. Salome	Member	UG Student
13.	Dr. Sahil	Member	UG Student
14.	Dr. Nidhi	Member	PG Student
15.	Dr. Nandan Kumar	Member	PG Student

Chairperson

Placement & Pre-Clinical-Training Committee



CHILDREN'S EDUCATION SOCIETY (Regd.)

THE OXFORD DENTAL COLLEGE

(Recognized by the Govt. of Karnataka, Affiliated to Rajiv Gandhi University of Health Sciences,
Karnataka & Recognised by Dental Council of India, New Delhi)

Bommanahalli, Hosur Road, Bangalore - 560 068.

Ph: 080-61754680 Fax: 080 - 61754693E-mail: deandirectortodc@gmail.com

Website: www.theoxford.edu

Resolutions:

All the committee members who attended the meeting gave their valuable inputs and had a discussion. There were many suggestions that came up from different members aiming at making the program highly beneficial to participants like encouraging them to put out their views and considering same while motivating them for higher studies and thus making the program interactive.

All the committee members agreed to the training program on Demonstration of Surgical endodontic techniques on mannequin for PHD in Conservative and Endodontics to be held on 10.02.2020 for Final year BDS and Interns in the 7th floor seminar room at 10am.

It was also decided to plan the program and other details to be submitted at the earliest from the day of meeting.

The meeting was concluded with vote of thanks from member coordinator.

Dr. Malathi Dayalan

(Chairperson)

Chairperson

Placement & Pre-Clinical-Training Committee

Cc to:

1. Principal office- TODC
2. IQAC- TODC
3. HOD's- All Departments



CHILDREN'S EDUCATION SOCIETY (Regd.)

THE OXFORD DENTAL COLLEGE

(Recognized by the Govt. of Karnataka, Affiliated to Rajiv Gandhi University of Health Sciences,
Karnataka & Recognised by Dental Council of India, New Delhi)

Bommanahalli, Hosur Road, Bangalore - 560 068.

Ph: 080-61754680 Fax : 080 - 61754693E-mail:deandirectortodc@gmail.com
Website: www.theoxford.edu

Notice to Students to Attend Training Program

NO.: TODC/CBSKC/2019-20/03

Date: 10-02-2020

This is to bring to the notice of the final year BDS and Interns that a lecture on the topic "Guiding the Path-Keys to Crack International Entrance Examinations" is being organized on 12-02-2020 in the seminar hall from 10:00 am onwards. All the participants are here by instructed to attend the training program and following which a written test will be conducted. All the participants are here by instructed to attend the test after the Lecture.

Program Schedule

Presenter: Dr. Lipi Bardia

Title: Guiding the Path-Keys to Crack International Entrance Examinations

Venue: Seminar Hall

Program:

9.30 am-10.00 am	Inauguration
10.00 am -11.00 am	Lecture
11.00 am -11.30 am	Tea break
11:30 am -12:30 pm	Demonstration
12.30 pm -1.00 pm	Break
1.00 pm -1.30 pm	Test
1.30 pm -2.30 pm	Interactive session

Cc to:

1. Principal office- TODC
2. HOD's- All Departments
3. Notice Board.


Dean and Director
The Oxford Dental College, Bommanahalli
Hosur Road Bengaluru - 560 068



CHILDREN'S EDUCATION SOCIETY (Regd.)

THE OXFORD DENTAL COLLEGE

(Recognized by the Govt. of Karnataka, Affiliated to Rajiv Gandhi University of Health Sciences, Karnataka & Recognised by Dental Council of India, New Delhi)

Bommanahalli, Hosur Road, Bangalore – 560 068.

Ph: 080-61754680 Fax : 080 – 61754693E-mail:deandirectortodc@gmail.com

Website: www.theoxford.edu

Brochure

THE OXFORD DENTAL COLLEGE
Bommanahalli, Hosur road, Bangalore

“Guiding the path keys to crack international entrance examinations”

Presenter: Dr LIPI BARDIA
Date: 12/02/2020
Venue: seminar hall
Program:

9.30-10.00	Inauguration
10.00-11.00	Lecture
11.00-11.30	Tea break
11:30-12:30	Demonstration
12.30-1.00	Break
1.00-1.30	Test
1.30-2.30	Interactive session



CHILDREN'S EDUCATION SOCIETY (Regd.)

THE OXFORD DENTAL COLLEGE

(Recognized by the Govt. of Karnataka, Affiliated to Rajiv Gandhi University of Health Sciences,
Karnataka & Recognised by Dental Council of India, New Delhi)

Bommanahalli, Hosur Road, Bangalore - 560 068.

Ph: 080-61754680 Fax: 080 - 61754693 E-mail: deandirectortodc@gmail.com
Website: www.theoxford.edu

Activity Report

Date: 12.02.2020

Time: 10:00 am -11:00 am.

Title: Guiding the path- Keys to crack international entrance examinations

Objective: To create awareness among students and motivate them regarding various exams and preparation for NBDE part I and part II.

Location: Seminar Hall

Organized by: Student Guidance and Career Counselling Cell

Audience: Under graduates, Interns, and postgraduates.

Speaker: Dr. Lipi Bardia

Method adopted: Lecture

Materials used: Power point presentation, banner, and models.

Description: A detailed lecture was delivered by Dr. Lipi Bardia on 12.02.2020 from 10:00 am -11:00 am.

The target audience was the undergraduate students, Interns and post graduate students who are eligible for NBDE Part I and Part II. Aim of the meeting was to motivate and aware the students regarding the opportunities in foreign countries and detailed information was shared regarding the exams.

Chairperson

Placement & Pre-Clinical-Training Committee



CHILDREN'S EDUCATION SOCIETY (Regd.)

THE OXFORD DENTAL COLLEGE

(Recognized by the Govt. of Karnataka, Affiliated to Rajiv Gandhi University of Health Sciences,
Karnataka & Recognised by Dental Council of India, New Delhi)

Bommanahalli, Hosur Road, Bangalore – 560 068.

Ph: 080-61754680 Fax : 080 – 61754693E-mail:deandirectortodc@gmail.com

Website: www.theoxford.edu





CHILDREN'S EDUCATION SOCIETY (Regd.)

THE OXFORD DENTAL COLLEGE

(Recognized by the Govt. of Karnataka, Affiliated to Rajiv Gandhi University of Health Sciences,
Karnataka & Recognised by Dental Council of India, New Delhi)

Bommanahalli, Hosur Road, Bangalore – 560 068.

Ph: 080-61754680 Fax : 080 – 61754693E-mail:deandirectortodc@gmail.com

Website: www.theoxford.edu





Question Paper & Answers

Guiding the Path-Keys to Crack International Entrance Examinations

1. **Full form of TOEFL?**
- a) The Test of English as a Foreign Language
 - b) The Test of Entrance as a Foreign Language
 - c) The Test of English as a French Language
 - d) The Tuition of English as a Foreign Language
- Ans: a
2. **TOEFL score is required for admissions in which states?**
- a) United States, Canada, United Kingdom, Netherlands
 - b) United States, Germany, United Kingdom, Australia
 - c) United States, Canada, Geneva, Australia
 - d) United States, Canada, United Kingdom, Australia
- Ans: d
3. **Full form of PTE?**
- a) Person Test of English
 - b) Pearson Test of English
 - c) Pearson Test of Entrance
 - d) Pearson Testing of English
- Ans: b
4. **3 major factors which decide the exams you need to prepare?**
- a) Study, Exams, Country
 - b) Location to look around, Job, Chosen country
 - c) Field of study, College/University of study, Chosen country
 - d) Field of study, Exams, Marks
- Ans: c
5. **Average GMAT scores?**
- a) 570-580
 - b) 150-200
 - c) 650-680
 - d) 490-510
- Ans: a
6. **Is there negative marking in medical entrance exams?**
- a) yes
 - b) no
 - c) May be
 - d) Never
- Ans: a



CHILDREN'S EDUCATION SOCIETY (Regd.)

THE OXFORD DENTAL COLLEGE

(Recognized by the Govt. of Karnataka, Affiliated to Rajiv Gandhi University of Health Sciences,
Karnataka & Recognised by Dental Council of India, New Delhi)

Bommanahalli, Hosur Road, Bangalore - 560 068.

Ph: 080-61754680 Fax : 080 - 61754693E-mail:deandirectortodc@gmail.com
Website: www.theoxford.edu

7. **How many times can I attempt for medical entrances?**

- a) 3 times
- b) 14 times
- c) no attempt limits
- d) 9times

Ans: c

8. **Who is the conducting these medical entrance exams?**

- a) Lecturers
- b) Head of the institution
- c) Organization committee
- d) Council of different counties

Ans: d

9. **Are practical exams necessary to clear?**

- a) yes
- b) no
- c) May be
- d) Never

Ans: a

Chairperson

Placement & Pre-Clinical-Training Committee



CHILDREN'S EDUCATION SOCIETY (Regd.)

THE OXFORD DENTAL COLLEGE

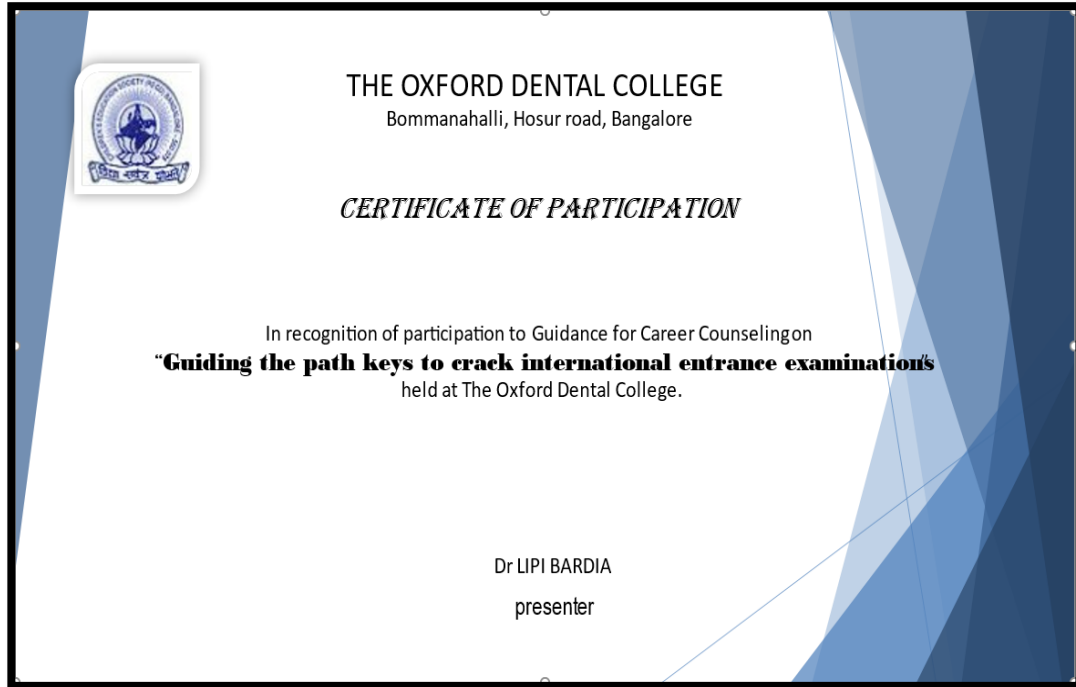
(Recognized by the Govt. of Karnataka, Affiliated to Rajiv Gandhi University of Health Sciences,
Karnataka & Recognised by Dental Council of India, New Delhi)

Bommanahalli, Hosur Road, Bangalore – 560 068.

Ph: 080-61754680 Fax : 080 – 61754693E-mail:deandirectortodc@gmail.com

Website: www.theoxford.edu

Certificate





CHILDREN'S EDUCATION SOCIETY (Regd.)

THE OXFORD DENTAL COLLEGE

(Recognized by the Govt. of Karnataka, Affiliated to Rajiv Gandhi University of Health Sciences,
Karnataka & Recognised by Dental Council of India, New Delhi)

Bommanahalli, Hosur Road, Bangalore - 560 068.

Ph: 080-61754680 Fax : 080 - 61754693E-mail:deandirectortodc@gmail.com

Website: www.theoxford.edu

2020-21

Orientation of Undergraduates for Various Specialities in Dentistry


Sop for Conduct of Training Program

This orientation program aims to make undergraduates familiar with different branches of dentistry to enhance their vision with respect to prospects.

The students will be taught about different specialities and in which way each one plays an important role in the field of healthcare. The students will be briefed about different clinical and non-clinical field, in which they can excel depending on their interest and capabilities.

Moreover, a brief insight into future of each field will be discussed that will encourage them to take decision for future endeavours.

By end of this orientation program the participants will be able to make healthier choices with respect to their profession in future and thus will be a great guiding source for them


Dean and Director
The Oxford Dental College, Bommanahalli
Hosur Road Bengaluru - 560 068



CHILDREN'S EDUCATION SOCIETY (Regd.)

THE OXFORD DENTAL COLLEGE

(Recognized by the Govt. of Karnataka, Affiliated to Rajiv Gandhi University of Health Sciences,
Karnataka & Recognised by Dental Council of India, New Delhi)

Bommanahalli, Hosur Road, Bangalore - 560 068.

Ph: 080-61754680 Fax: 080 - 61754693E-mail: deandirectortodc@gmail.com

Website: www.theoxford.edu

Circular

NO.: TODC/CBSEC/2020-21/01

Date: 10-10-2020

It is to inform all the members of the Capability Building and Skill Enhancement Committee to attend the committee meeting program on **Orientation of Undergraduates for Various Specialities in Dentistry** on 12-10-2020 in the Seminar room of The Oxford Dental College by 10.30 am. Please find the below agenda for the meeting. All the members are requested to come with inputs and documents required.

Agenda:

- To decide date and venue for the upcoming orientation program.
- The other agenda of the day was the organization of the program for the final year BDS students and Interns.
- The last agenda was how to ensure the maximum participation in this program.


Dr. Malati Dayalan

(Chairperson)

Chairperson

Placement & Pre-Clinical-Training Committee

Cc to:

1. Principal office- TODC
2. IQAC- TODC
3. Committee members
4. HOD's- All Departments



CHILDREN'S EDUCATION SOCIETY (Regd.)

THE OXFORD DENTAL COLLEGE

(Recognized by the Govt. of Karnataka, Affiliated to Rajiv Gandhi University of Health Sciences,
Karnataka & Recognised by Dental Council of India, New Delhi)

Bommanahalli, Hosur Road, Bangalore - 560 068.

Ph: 080-61754680 Fax : 080 - 61754693E-mail:deandirectortodc@gmail.com
Website: www.theoxford.edu

Proceedings of the Capability Building and Skill Enhancement Committee meeting

The Capability Building and Skill Enhancement Committee conducted a meeting with all the committee members in the seminar room on 12.10.2020 at 10.30 am

The following were the members present for the meeting.

SL. No	Name	Committee Designation	Designation
1.	Dr. Malathi Dayalan	Chairperson	Prof. & HOD- Prosthodontics
2.	Prof Nancy	Member Coordinator	Office
3.	Dr. Sowbhagya	Member	Senior Lecturer-Oral Medicine
4.	Dr. Deepa Pande	Member	Senior Lecturer-Oral Surgery
5.	Dr. Shanmukha	Member	Reader-Periodontics
6.	Dr. Jyothi	Member	Reader-Conservative and Endodontics
7.	Dr. Ravi Sinha	Member	Reader-Prosthodontics
8.	Dr. Divya	Member	Senior Lecturer-Oral Medicine
9.	Dr. Deepa Shetty	Member	Senior Lecturer-Periodontics
10.	Dr. Raghunandan	Member	Professor-Orthodontics
11.	Dr. Shruthi	Member	Senior Lecturer-Oral Pathology
12.	Dr. Kothai	Member	UG Student
13.	Dr. Raja Jason	Member	UG Student
14.	Dr. Anusha	Member	PG Student
15.	Dr. Naveed Iqbaal	Member	PG Student

Resolutions:

All the committee members who attended the meeting gave their valuable inputs and had a discussion. There were many suggestions that came up from different members aiming at making the program highly beneficial to participants like encouraging them to put out their views and considering same while motivating them for higher studies and thus making the program interactive.

All the committee members agreed to the training program on Demonstration of Surgical endodontic techniques on mannequin for PHD in Conservative and Endodontics to be held on 28.10.2020 for Final year BDS and Interns in the 7th floor seminar room at 10am.

It was also decided to plan the program and other details to be submitted at the earliest from the day of meeting.



Chairperson

Placement & Pre-Clinical-Training Committee



CHILDREN'S EDUCATION SOCIETY (Regd.)

THE OXFORD DENTAL COLLEGE

(Recognized by the Govt. of Karnataka, Affiliated to Rajiv Gandhi University of Health Sciences,
Karnataka & Recognised by Dental Council of India, New Delhi)

Bommanahalli, Hosur Road, Bangalore - 560 068.

Ph: 080-61754680 Fax: 080 - 61754693E-mail: deandirectortodc@gmail.com

Website: www.theoxford.edu

The meeting was concluded with vote of thanks from member coordinator.


Dr. Malathi Dayalan

(Chairperson)

Chairperson

Placement & Pre-Clinical-Training Committee

Cc to:

1. Principal office- TODC
2. IQAC- TODC
3. HOD's- All Departments



CHILDREN'S EDUCATION SOCIETY (Regd.)

THE OXFORD DENTAL COLLEGE

(Recognized by the Govt. of Karnataka, Affiliated to Rajiv Gandhi University of Health Sciences, Karnataka & Recognised by Dental Council of India, New Delhi)

Bommanahalli, Hosur Road, Bangalore – 560 068.

Ph: 080-61754680 Fax : 080 – 61754693E-mail:deandirectortodc@gmail.com

Website: www.theoxford.edu

Brochure

THE OXFORD DENTAL COLLEGE
Bommanahalli, Hosur road, Bangalore

“Orientation of undergraduates for various specialties in dentistry ”

Presenter: Dr Shruthi & Dr Simran
Date: 06/02/2020
Venue: seminar hall
Program:

9.30-10.00	Inauguration
10.00-11.00	Lecture
11.00-11.30	Tea break
11:30-12:30	Demonstration
12.30-1.00	Break
1.00-1.30	Test
1.30-2.30	Interactive session



CHILDREN'S EDUCATION SOCIETY (Regd.)
THE OXFORD DENTAL COLLEGE
(Recognized by the Govt. of Karnataka, Affiliated to Rajiv Gandhi University of Health Sciences,
Karnataka & Recognised by Dental Council of India, New Delhi)
Bommanahalli, Hosur Road, Bangalore - 560 068.
Ph: 080-61754680 Fax : 080 - 61754693E-mail:deandirectortodc@gmail.com
Website: www.theoxford.edu

Notice to Students to Attend Training Program

NO.: TODC/CBSEC/2020-21/01

Date: 26-10-2020

This is to bring to the notice of the final year BDS and Interns that a lecture on the topic "**Orientation of Undergraduates for Various Specialities in Dentistry**" is being organized on 28-10-2020 in the seminar hall from 10:00 am onwards. All the participants are here by instructed to attend the training program and following which a written test will be conducted. All the participants are here by instructed to attend the test after the Lecture.

Program Schedule

Presenter: Dr. Shruthi

Title: Orientation of Undergraduates for Various Specialities in Dentistry


Venue: Seminar Hall

Program:

9.30 am-10.00 am	Inauguration
10.00 am-11.00 am	Lecture
11.00 am-11.30 am	Tea break
11:30 am-12:30 pm	Demonstration
12.30 am-1.00 am	Break
1.00 am-1.30 am	Test
1.30 am-2.30 am	Interactive session

Cc to:

1. Principal office- TODC
2. HOD's- All Departments
3. Notice Board.


Dean and Director
The Oxford Dental College, Bommanahalli
Hosur Road Bengaluru - 560 068



CHILDREN'S EDUCATION SOCIETY (Regd.)

THE OXFORD DENTAL COLLEGE

(Recognized by the Govt. of Karnataka, Affiliated to Rajiv Gandhi University of Health Sciences,
Karnataka & Recognised by Dental Council of India, New Delhi)

Bommanahalli, Hosur Road, Bangalore - 560 068.

Ph: 080-61754680 Fax: 080 - 61754693E-mail: deandirectortodc@gmail.com

Website: www.theoxford.edu

Activity Report

Date: 28.10.2020

Time: 10:00 am -1:00 pm.

Title: Orientation program for undergraduate students in specialties in dentistry

Objective: To create awareness among students and motivate them regarding different specialties in Oxford Dental College.

Location: Seminar Hall

Organized by: TODC alumni and Capability Building and Skill Enhancement Committee.

Dr. Shruti and Dr. Simran

Audience: Third year BDS students.

Speaker: Dr. Shruti and Dr. Simran

Method adopted: Lecture and hands-on experience on models.

Materials used: Power point presentation, banner, and models.

Description: A detailed lecture was delivered by Dr. Simran and Dr. Shruti on 28.10.2020 from 10:00 am - 11:00 am.

The target audiences were the undergraduate students who were entering the clinical and non-clinical departments for their rotatory postings. The aim of the meeting was to motivate and aware the students regarding the opportunities in different specialties in dentistry.


Chairperson

Placement & Pre-Clinical-Training Committee



CHILDREN'S EDUCATION SOCIETY (Regd.)

THE OXFORD DENTAL COLLEGE

(Recognized by the Govt. of Karnataka, Affiliated to Rajiv Gandhi University of Health Sciences,
Karnataka & Recognised by Dental Council of India, New Delhi)

Bommanahalli, Hosur Road, Bangalore – 560 068.

Ph: 080-61754680 Fax : 080 – 61754693E-mail:deandirectortodc@gmail.com

Website: www.theoxford.edu





CHILDREN'S EDUCATION SOCIETY (Regd.)

THE OXFORD DENTAL COLLEGE

(Recognized by the Govt. of Karnataka, Affiliated to Rajiv Gandhi University of Health Sciences, Karnataka & Recognised by Dental Council of India, New Delhi)

Bommanahalli, Hosur Road, Bangalore – 560 068.

Ph: 080-61754680 Fax : 080 – 61754693E-mail:deandirectortodc@gmail.com

Website: www.theoxford.edu





CHILDREN'S EDUCATION SOCIETY (Regd.)

THE OXFORD DENTAL COLLEGE

(Recognized by the Govt. of Karnataka, Affiliated to Rajiv Gandhi University of Health Sciences,
Karnataka & Recognised by Dental Council of India, New Delhi)

Bommanahalli, Hosur Road, Bangalore - 560 068.

Ph: 080-61754680 Fax: 080 - 61754693 E-mail: deandirectortodc@gmail.com

Website: www.theoxford.edu

Question Paper

Orientation of undergraduates for various specialities in dentistry

1. How many specialties are there in dentistry?
 - A. 3
 - B. 5
 - C. 6
 - D. 9
2. Which specialty of dentistry deals with alignment of mal-aligned teeth?
 - A. Oral Medicine
 - B. Paediatric dentistry
 - C. Orthodontia
 - D. Oral Pathology
3. Paediatric dentistry deals with
 - A. Extraction, Restoration, Replacement of missing teeth in Children
 - B. Extraction, Restoration, Replacement of missing teeth in adults
 - C. Both A and B
 - D. None of the above
4. Blood investigations are dealt in
 - A. Oral Pathology Department
 - B. Orthodontia
 - C. Periodontia
 - D. None of the above
5. Maxillofacial Surgery specialty deals with
 - A. Extraction of teeth
 - B. Surgical procedures involving Oral and Para-Oral Structures
 - C. Treating mal-aligned teeth
 - D. Both A and B
6. Cytology and Histopathology are diagnostic procedures done by
 - A. Oral and Maxillofacial Pathology
 - B. Oral Medicine and Radiology
 - C. Oral Surgery
 - D. All the above
7. CBCT is a Procedure
 - A. Surgical
 - B. Diagnostic
 - C. Preventive
 - D. All of the above
8. Preventive dentistry deals with
 - A. Gaining knowledge to maintain good oral hygiene
 - B. Taking certain preventive measures like regular dental visits, fluoride application
 - C. Conducting Oral health surveys and camps
 - D. All of the above


Chairperson

150

Placement & Pre-Clinical-Training Committee



CHILDREN'S EDUCATION SOCIETY (Regd.)

THE OXFORD DENTAL COLLEGE

(Recognized by the Govt. of Karnataka, Affiliated to Rajiv Gandhi University of Health Sciences,
Karnataka & Recognised by Dental Council of India, New Delhi)

Bommanahalli, Hosur Road, Bangalore - 560 068.

Ph: 080-61754680 Fax : 080 - 61754693E-mail:deandirectortodc@gmail.com

Website: www.theoxford.edu

9. Crowns, Inlays, Onlays, Post and Cores areprocedures
- A. Restorative
 - B. Surgical
 - C. Histopathological
 - D. Radiological
10. Dental Surgeon specializes in prevention, diagnosis, and treatment of
- A. Hard and Soft tissues of Oral Cavity
 - B. Hard and Soft tissues of Head and Neck region
 - C. Both A & B
 - D. None of the above.

Chairperson

Placement & Pre-Clinical-Training Committee



CHILDREN'S EDUCATION SOCIETY (Regd.)

THE OXFORD DENTAL COLLEGE

(Recognized by the Govt. of Karnataka, Affiliated to Rajiv Gandhi University of Health Sciences,
Karnataka & Recognised by Dental Council of India, New Delhi)

Bommanahalli, Hosur Road, Bangalore - 560 068.

Ph: 080-61754680 Fax: 080 - 61754693E-mail: deandirectortodc@gmail.com

Website: www.theoxford.edu

Answer Scheme

Orientation of undergraduates for various specialities in dentistry

1. How many specialties are there in dentistry?
E. 3
F. 5
G. 6
H. 9

2. Which specialty of dentistry deals with alignment of mal-aligned teeth? Ans. D
E. Oral Medicine
F. Paediatric dentistry
G. Orthodontia
H. Oral Pathology

3. Paediatric dentistry deals with Ans. C
E. Extraction, Restoration, Replacement of missing teeth in Children
F. Extraction, Restoration, Replacement of missing teeth in adults
G. Both A and B
H. None of the above

4. Blood investigations are dealt in Ans. A
E. Oral Pathology Department
F. Orthodontia
G. Periodontia
H. None of the above

5. Maxillofacial Surgery specialty deals with Ans. A
E. Extraction of teeth
F. Surgical procedures involving Oral and Para-Oral Structures
G. Treating mal-aligned teeth
H. Both A and B

6. Cytology and Histopathology are diagnostic procedures done by Ans. D
E. Oral and Maxillofacial Pathology
F. Oral Medicine and Radiology
G. Oral Surgery
H. All the above

7. CBCT is a procedure Ans. A
E. Surgical
F. Diagnostic
G. Preventive
H. All the above

Ans. B

152

Chairperson
Placement & Pre-Clinical-Training Committee



CHILDREN'S EDUCATION SOCIETY (Regd.)

THE OXFORD DENTAL COLLEGE

(Recognized by the Govt. of Karnataka, Affiliated to Rajiv Gandhi University of Health Sciences,
Karnataka & Recognised by Dental Council of India, New Delhi)
Bommanahalli, Hosur Road, Bangalore - 560 068.
Ph: 080-61754680 Fax: 080 - 61754693E-mail: deandirectortodc@gmail.com
Website: www.theoxford.edu

8. Preventive dentistry deals with

- E. Gaining knowledge to maintain good oral hygiene
- F. Taking certain preventive measures like regular dental visits, fluoride application
- G. Conducting Oral health surveys and camps
- H. All the above

9. Crowns, Inlays, Onlays, Post and Cores areprocedures

Ans. D

- E. Restorative
- F. Surgical
- G. Histopathological
- H. Radiological

10. Dental Surgeon specializes in prevention, diagnosis and treatment of

Ans. A

- E. Hard and Soft tissues of Oral Cavity
- F. Hard and Soft tissues of Head and Neck region
- G. Both A & B
- H. None of the above.

Ans. B

Chairperson
Placement & Pre-Clinical-Training Committee



CHILDREN'S EDUCATION SOCIETY (Regd.)

THE OXFORD DENTAL COLLEGE

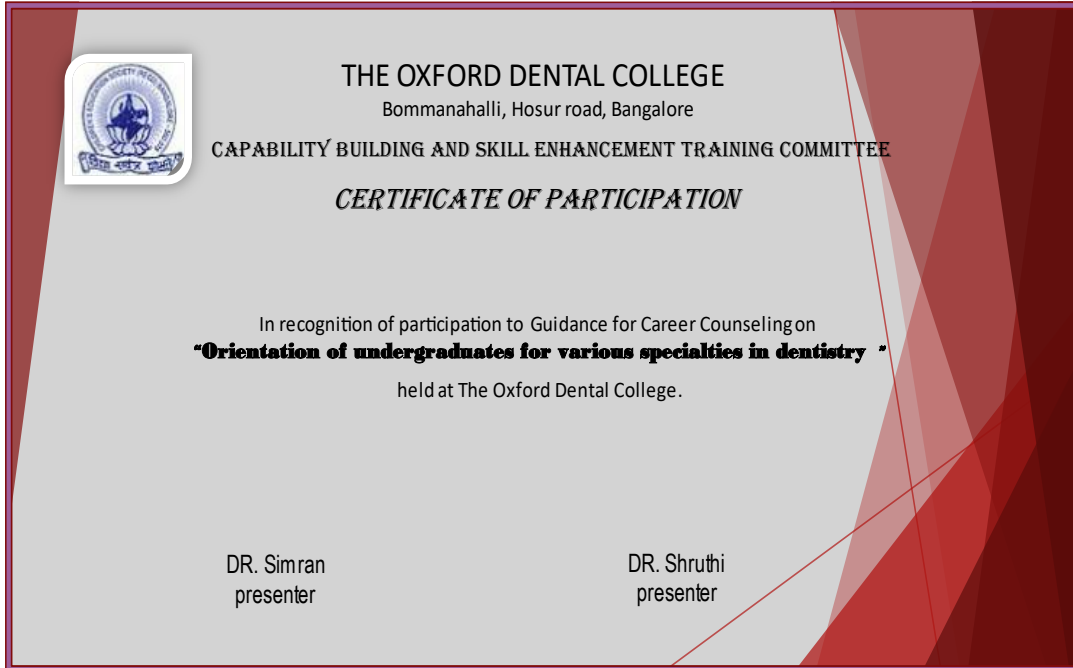
(Recognized by the Govt. of Karnataka, Affiliated to Rajiv Gandhi University of Health Sciences,
Karnataka & Recognised by Dental Council of India, New Delhi)

Bommanahalli, Hosur Road, Bangalore – 560 068.

Ph: 080-61754680 Fax : 080 – 61754693E-mail:deandirectortodc@gmail.com

Website: www.theoxford.edu

Certificate





CHILDREN'S EDUCATION SOCIETY (Regd.)

THE OXFORD DENTAL COLLEGE

(Recognized by the Govt. of Karnataka, Affiliated to Rajiv Gandhi University of Health Sciences,
Karnataka & Recognised by Dental Council of India, New Delhi)

Bommanahalli, Hosur Road, Bangalore - 560 068.

Ph: 080-61754680 Fax: 080 - 61754693 E-mail: deandirectortodc@gmail.com

Website: www.theoxford.edu

Guidance for Fellowship in Implants - The Modern Era of Dentistry

SOP for Conduct of Training Program

The purpose of this orientation program is to motivate the postgraduate students to take up fellowship courses in implantology.

Through this program students will be encouraged to take such programs as it allows individualised professional development for dentists and help in advancing their knowledge in Oral implantology.

This program aims at making students familiar with the speciality, determine their level of interest for future training and demonstrate familiarity with different implant procedures.

The students will be made well versed with the changing face of dentistry with advent and success of implants so that it will pave way to increasing their interest in field of implantology and would encourage them to specialise in same in future.

By the end of the program participants will be enlightened enough with scope of fellowship in implantology.

Dean and Director
The Oxford Dental College, Bommanahalli,
Hosur Road Bengaluru - 560 068



CHILDREN'S EDUCATION SOCIETY (Regd.)

THE OXFORD DENTAL COLLEGE

(Recognized by the Govt. of Karnataka, Affiliated to Rajiv Gandhi University of Health Sciences,
Karnataka & Recognised by Dental Council of India, New Delhi)

Bommanahalli, Hosur Road, Bangalore - 560 068.

Ph: 080-61754680 Fax: 080 - 61754693E-mail:deandirectortodc@gmail.com
Website: www.theoxford.edu

Circular


NO.: TODC/Imp-Era/2020-21/02

Date: 17-02-2021

It is to inform all the members of the Capability Building and Skill Enhancement Committee is conducting a program for Guidance on **Fellowship in Implants the Modern Era of Dentistry** to attend the committee meeting on 19-02-2021 in the Seminar room of The Oxford Dental College by 10.30 am. Please find the below agenda for the meeting. All the member is requested to come with inputs and documents required.

Agenda:

- To decide date and venue for the upcoming orientation program.
- The other agenda of the day was the organization of the program for the Postgraduates, final year undergraduate students and interns.
- The last agenda was how to ensure the maximum participation in this program.


Dr. Malathi Dayalan
(Chairperson)

Chairperson

Placement & Pre-Clinical-Training Committee

Cc to:

1. Principal office- TODC
2. IQAC- TODC
3. Committee members
4. HOD's- All Departments



CHILDREN'S EDUCATION SOCIETY (Regd.)

THE OXFORD DENTAL COLLEGE

(Recognized by the Govt. of Karnataka, Affiliated to Rajiv Gandhi University of Health Sciences,
Karnataka & Recognised by Dental Council of India, New Delhi)

Bommanahalli, Hosur Road, Bangalore - 560 068.

Ph: 080-61754680 Fax : 080 - 61754693 E-mail: deandirectortodc@gmail.com

Website: www.theoxford.edu

Proceedings of the Capability Building and Skill Enhancement Committee Meeting

The Student Guidance and Career Counselling Cell Committee conducted a meeting with all the committee members in the seminar room on 19.02.2021 at 10.30am

The following were the members present for the meeting.

SL. No.	Name	Committee Designation	Designation
1.	Dr. Malathi Dayalan	Chairperson	Prof. & HOD- Prosthodontics
2.	Prof Nancy	Member Coordinator	Office
3.	Dr. Sowbhagya	Member	Senior Lecturer-Oral Medicine
4.	Dr. Deepa Pande	Member	Senior Lecturer-Oral Surgery
5.	Dr. Shanmukha	Member	Reader-Periodontics
6.	Dr. Jyothi	Member	Reader-Conservative and Endodontics
7.	Dr. Ravi Sinha	Member	Reader-Prosthodontics
8.	Dr. Divya	Member	Senior Lecturer-Oral Medicine
9.	Dr. Deepa Shetty	Member	Senior Lecturer-Periodontics
10.	Dr. Raghunandan	Member	Professor-Orthodontics
11.	Dr. Shruthi	Member	Senior Lecturer-Oral Pathology
12.	Dr. Kothai	Member	UG Student
13.	Dr. Raja Jason	Member	UG Student
14.	Dr. Anusha	Member	PG Student
15.	Dr. Naveed Iqbaal	Member	PG Student

Chairperson

Placement & Pre-Clinical-Training Committee



CHILDREN'S EDUCATION SOCIETY (Regd.)

THE OXFORD DENTAL COLLEGE

(Recognized by the Govt. of Karnataka, Affiliated to Rajiv Gandhi University of Health Sciences,
Karnataka & Recognised by Dental Council of India, New Delhi)

Bommanahalli, Hosur Road, Bangalore - 560 068.

Ph: 080-61754680 Fax : 080 - 61754693E-mail:deandirectortodc@gmail.com

Website: www.theoxford.edu


Resolutions:

All the committee members who attended the meeting gave their valuable inputs and had a discussion. There were many suggestions that came up from different members aiming at making the program highly beneficial to participants like encouraging them to put out their views and considering same while motivating them for higher studies and thus making the program interactive.

All the committee members agreed to the training program on Fellowship in Implants the Modern Era of dentistry to be held on 27.02.2021 for Postgraduates, final year undergraduate students and interns in the 7th floor seminar room at 10am.

It was also decided to plan the program and other details to be submitted at the earliest from the day of meeting.

The meeting was concluded with vote of thanks from member coordinator.


Dr. Malathi Dayalan

(Chairperson)

Chairperson

Placement & Pre-Clinical-Training Committee

Cc to:

1. Principal office- TODC
2. IQAC- TODC
3. HOD's- All Departments



CHILDREN'S EDUCATION SOCIETY (Regd.)

THE OXFORD DENTAL COLLEGE

(Recognized by the Govt. of Karnataka, Affiliated to Rajiv Gandhi University of Health Sciences, Karnataka & Recognised by Dental Council of India, New Delhi)

Bommanahalli, Hosur Road, Bangalore – 560 068.

Ph: 080-61754680 Fax : 080 – 61754693E-mail:deandirectortodc@gmail.com

Website: www.theoxford.edu

Brochure

THE OXFORD DENTAL COLLEGE
Bommanahalli, Hosur road, Bangalore

"Guidance for fellowship in implants the modern era of dentistry"

Presenter:Dr Harish kumar A
Date: 27/02/2021
Venue: seminar hall
Program:

9.30-10.00	Inauguration
10.00-11.00	Lecture
11.00-11.30	Tea break
11:30-12:30	Demonstration
12.30-1.00	Break
1.00-1.30	Test
1.30-2.30	Interactive session



CHILDREN'S EDUCATION SOCIETY (Regd.)

THE OXFORD DENTAL COLLEGE

(Recognized by the Govt. of Karnataka, Affiliated to Rajiv Gandhi University of Health Sciences,
Karnataka & Recognised by Dental Council of India, New Delhi)

Bommanahalli, Hosur Road, Bangalore - 560 068.

Ph: 080-61754680 Fax : 080 - 61754693 E-mail: deandirectortodc@gmail.com
Website: www.theoxford.edu

Notice to Students to Attend Training Program

NO.: TODC/Imp-Era/2020-21/02

Date: 25-02-2021

This is to bring to the notice of the Postgraduates, final year undergraduate students and interns that a lecture on the topic "Fellowship in Implants the Modern Era of dentistry" is being organized on 27.02.2021 in the seminar hall from 10 am onwards. All the participants are here by instructed to attend the training program and following which a written test will be conducted. All the participants are here by instructed to attend the test after the Lecture.

Program Schedule

Presenter: Dr. Harish Kumar A

Title: Fellowship in Implants the Modern Era of dentistry

Venue: seminar hall

Program:

9.30 am-10.00 am	Inauguration
10.00 am -11.00 am	Lecture
11.00 am -11.30 am	Tea break
11:30 am -12:30 pm	Demonstration
12.30 pm -1.00 pm	Break
1.00 pm -1.30 pm	Test
1.30 pm -2.30 pm	Interactive session

Cc to:

1. Principal office- TODC
2. HOD's- All Departments
3. Notice Board.


Dean and Director
The Oxford Dental College, Bommanahalli
Hosur Road Bengaluru - 560 068



CHILDREN'S EDUCATION SOCIETY (Regd.)

THE OXFORD DENTAL COLLEGE

(Recognized by the Govt. of Karnataka, Affiliated to Rajiv Gandhi University of Health Sciences,
Karnataka & Recognised by Dental Council of India, New Delhi)

Bommanahalli, Hosur Road, Bangalore - 560 068.

Ph: 080-61754680 Fax : 080 - 61754693E-mail:deandirectortodc@gmail.com

Website: www.theoxford.edu

Activity Report

Date: 27.02.2021

Time: 10:00 am -2:30 pm.

Title: Guidance for Fellowship in Implants- The Modern Era of dentistry.

Objective: To create awareness among students and motivate them regarding the opportunities and methodology for fellowship in Implantology.

Location: Seminar Hall

Organized by: TODC, Capability Building and Skill Enhancement Committee

Audience: Staffs, Postgraduates and Interns

Speaker: Dr. Harish Kumar. A

Method adopted: Lecture and MCQ examination.

Materials used: Power point presentation and MCQs.

Description: A detailed lecture was delivered by Dr. Harish Kumar. A on 10.02.2021 from 10:00 am -11:00 am.

The target audience was the Staff members, Post graduate students and Interns. The aim of the meeting was to motivate and aware the students regarding the opportunities in the field of Implantology; which unlike any other fellowship can also be undertaken by staff members, Postgraduates and Interns. Pointers and methods to apply as well as successfully clear the exams were shared and explained by Dr. Harish Kumar.A.

Professor and HOD department of Oral and Maxillofacial Surgery and Implantology. The program was followed by a mock MCQ examination which was undertaken by the Postgraduates after which they were asked to give their feedbacks for the same.

Chairperson

Placement & Pre-Clinical-Training Committee



CHILDREN'S EDUCATION SOCIETY (Regd.)

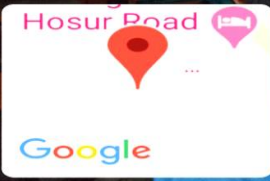
THE OXFORD DENTAL COLLEGE

(Recognized by the Govt. of Karnataka, Affiliated to Rajiv Gandhi University of Health Sciences, Karnataka & Recognised by Dental Council of India, New Delhi)

Bommanahalli, Hosur Road, Bangalore – 560 068.

Ph: 080-61754680 Fax : 080 – 61754693E-mail:deandirectortodc@gmail.com

Website: www.theoxford.edu



Bengaluru, Karnataka, India
6/9, 1st Crossm Begur Rd, Hongasandra, Bengaluru,
Karnataka 560068, India
Lat N 12° 53' 58.7688"
Long E 77° 37' 49.2024"
27/02/21 11:12 AM



Bengaluru, Karnataka, India
6/9, 1st Crossm Begur Rd, Hongasandra, Bengaluru,
Karnataka 560068, India
Lat N 12° 53' 58.5168"
Long E 77° 37' 48.8136"
27/02/21 11:13 AM



CHILDREN'S EDUCATION SOCIETY (Regd.)

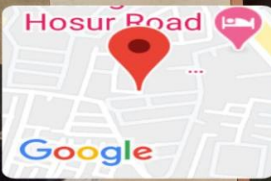
THE OXFORD DENTAL COLLEGE

(Recognized by the Govt. of Karnataka, Affiliated to Rajiv Gandhi University of Health Sciences, Karnataka & Recognised by Dental Council of India, New Delhi)

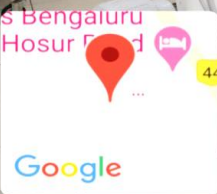
Bommanahalli, Hosur Road, Bangalore – 560 068.

Ph: 080-61754680 Fax : 080 – 61754693E-mail:deandirectortodc@gmail.com

Website: www.theoxford.edu



Bengaluru, Karnataka, India
6/9, 1st Crossm Begur Rd, Hongasandra, Bengaluru,
Karnataka 560068, India
Lat N 12° 53' 58.7112"
Long E 77° 37' 49.1412"
27/02/21 11:12 AM



Bengaluru, Karnataka, India
23&24, AMR Tech Park Internal Rd, Hongasandra, Bengaluru, Karnataka 560068,
India
Lat N 12° 53' 59.9496"
Long E 77° 37' 50.4948"
27/02/21 11:19 AM



CHILDREN'S EDUCATION SOCIETY (Regd.)

THE OXFORD DENTAL COLLEGE

(Recognized by the Govt. of Karnataka, Affiliated to Rajiv Gandhi University of Health Sciences, Karnataka & Recognised by Dental Council of India, New Delhi)

Bommanahalli, Hosur Road, Bangalore – 560 068.

Ph: 080-61754680 Fax : 080 – 61754693E-mail:deandirectortodc@gmail.com

Website: www.theoxford.edu

THE OXFORD DENTAL COLLEGE



CARRIER GUIDANCE FOR FELLOWSHIP IN IMPLANTS



Dr. Harish Kumar, A, MDS

Professor and HOD Department of oral and maxillofacial surgery and Implantology, The Oxford Dental College, Bangalore.

FAM (Fellowship in Aesthetic Medicine, University of Grieswald, Germany)

Masters of Oral Implantology (Gothe University, Germany)
Managing director of Suraksha group of dental clinics and lab.

Special interests:

- Orthognathic surgeries and Correction of other jaw deformities
- Implantology with latest trends in basal implants
- Multiple national and international publications on his name, with special emphasis on motivating and encouraging young dentists.



Venue : The Oxford Dental College, Bangalore

On : 27-02-2021

ORGANIZING COMMITTEE

- Our mentor - President Children's Education Society - Venkatalakshmi Narasimharaju Garu
- Chief executive Member – Dr. Pradeep A, Dean and Director
- Speaker - Dr. Harish Kumar, A (Prof and HOD Oral and Maxillofacial Surgery)
- Vice-secretary - Dr. Kavita Raghotham (Prof. Dept of Oral and Maxillofacial Surgery)
- Hospitality - Dr. Simran (Senior Lecturer, Dept of Oral and Maxillofacial Surgery) and 2nd Year Post Graduate Students (Dept of Oral and Maxillofacial Surgery)

Venue : The Oxford Dental College, Bangalore.

Program Date : 27-02-2021

Contact : +91 - 9626916872/ 9485381413



CHILDREN'S EDUCATION SOCIETY (Regd.)

THE OXFORD DENTAL COLLEGE

(Recognized by the Govt. of Karnataka, Affiliated to Rajiv Gandhi University of Health Sciences,
Karnataka & Recognised by Dental Council of India, New Delhi)

Bommanahalli, Hosur Road, Bangalore - 560 068.

Ph: 080-61754680 Fax : 080 - 61754693 E-mail: deandirectortodc@gmail.com

Website: www.theoxford.edu

Question paper

Guidance for fellowship in implants- the modern era of dentistry

1. What are zygomatic implants?
2. What are pterygoid implants?
3. What are the surgical outcomes of flap technique vs flapless technique in dental implants?
4. Evolution of dental implants?
5. What are the different types of dental implants used in dentistry?
6. What are the different impression techniques of dental implants?
7. What is the minimum required torque to attain primary stability for immediate loading of dental implants?
8. What are zirconium implants?
9. What are all on 4 and all on 6 dental implantations?
10. What are the most causes of implant failure?
11. How do you manage dental implants in patients with osteoarthritis?
12. Role of basal implants in atrophic dental ridges?
13. What is the role of Osseo integrated basal implants?

Chairperson

Placement & Pre-Clinical-Training Committee



CHILDREN'S EDUCATION SOCIETY (Regd.)

THE OXFORD DENTAL COLLEGE

(Recognized by the Govt. of Karnataka, Affiliated to Rajiv Gandhi University of Health Sciences,
Karnataka & Recognised by Dental Council of India, New Delhi)

Bommanahalli, Hosur Road, Bangalore - 560 068.

Ph: 080-61754680 Fax: 080 - 61754693E-mail: deandirectortodc@gmail.com

Website: www.theoxford.edu

Answer Scheme

Guidance for fellowship in implants- the modern era of dentistry

1. What are zygomatic implants?

Zygomatic implants have been documented as an alternative for the rehabilitation of the atrophic posterior maxilla with both the classical two stage and immediate loading protocols. Zygomatic implants avoid grafting and sinus lift procedures and therefore contribute to a shorter and more comfortable treatment. Further indications for zygomatic implants include failed conventional implant placement, failed sinus augmentation or grafting procedures, rehabilitation after Tumour and trauma resections.

In the atrophic posterior maxilla, in general one zygomatic implant is placed on each side of the maxilla, in combination with 2-4 conventional implants in the anterior region.

In the classical protocol, zygomatic implants are inserted through the alveolar crest and maxillary sinus involving the zygomatic bone for anchorage. For visualization of the correct implant position access to the maxillary sinus is necessary. Access preparation to the maxillary sinus is performed at a lateral posterior aspect at the later implant position and the Schneiderian membrane is elevated in an anterior direction. The implant is placed subsequently and is located at the inner aspect of the sinus wall, often without membrane perforation

2. What are pterygoid implants?

Pterygoid implants present an alternative option to use residual bone for implant anchorage and to overcome the need for augmentation procedures. To avoid distal cantilevers the insertion of a pterygoid implant can be indicated in partial and total edentulism. The findings in literature show no clear differences between pterygoid and pterygoid-maxillary implants.

The terms "pterygoid implants", "pterygoid-maxillary implants" and "tuberosity implants" are used interchangeably in scientific literature (for what is described as implants in the retromolar region). All "pterygoid implants" encompass the tuberosity region and engage the pterygoid plate but not all "tuberosity implants" necessarily engage the pterygoid plates (they are placed in a more anterior position of the pterygoid-maxillary area, parallel to the posterior wall of the sinus).

The success rates for all these different treatment possibilities seem to be similar. Therefore the need for engaging the implants at the level of the pterygoid plate is currently controversially discussed.



Chairperson

Placement & Pre-Clinical-Training Committee 166



CHILDREN'S EDUCATION SOCIETY (Regd.)

THE OXFORD DENTAL COLLEGE

(Recognized by the Govt. of Karnataka, Affiliated to Rajiv Gandhi University of Health Sciences,
Karnataka & Recognised by Dental Council of India, New Delhi)

Bommanahalli, Hosur Road, Bangalore - 560 068.

Ph: 080-61754680 Fax: 080 - 61754693E-mail: deandirectortodc@gmail.com

Website: www.theoxford.edu

Prognosis

The average success rate for pterygoid implants lies at 90.7%. However, there is still insufficient data about implant failures that occur beyond the first year of load, thus making it difficult to draw conclusions about long-term survival rates of these implants.

3. What are the surgical outcomes of flap technique vs flapless technique in dental implants?

Flap designs for implant surgery have been modified and atraumatic technique was introduced. It has several potential advantages, including reduction of complications at the patient level. The aim of the present study to compare the soft tissue profile and heights of crestal bone levels around the single-stage implants after single-piece implant placement with two different surgical techniques, that is, open flap procedure and flapless (FL) procedure.

Flap Less implant surgery results in lesser loss of interproximal bone and also results in better soft tissue changes when compared with the flap technique. However, controlled, further studies are needed to confirm this possibility.

4. Evolution of dental implants?

In the eighteenth century, some researchers began to experiment with using gold and alloys to make dental implants. However, these did not prove to be very successful.

In 1886, a doctor mounted a porcelain crown on a platinum disc, which also did not yield positive results in the long term.

The primary issue that dogged workers until this point was rejection of the foreign body dental implant. In order for the implant to be successful, the replacement tooth and the bone need to fuse together, through a process known as osseointegration.

In 1952, an orthopaedic surgeon stumbled across the particular properties needed for successful fusion. Upon finding that a titanium cylinder fused together with the femur bone of a rabbit during a study on bone healing and regeneration, he hypothesized that this fusion could be utilized in other fields such as that of dental implants. The first titanium dental implant was placed in a human volunteer in 1965, by an orthopaedic surgeon named Brandmark.

Chairperson

167



CHILDREN'S EDUCATION SOCIETY (Regd.)

THE OXFORD DENTAL COLLEGE

(Recognized by the Govt. of Karnataka, Affiliated to Rajiv Gandhi University of Health Sciences,
Karnataka & Recognised by Dental Council of India, New Delhi)

Bommanahalli, Hosur Road, Bangalore - 560 068.

Ph: 080-61754680 Fax : 080 - 61754693E-mail:deandirectortodc@gmail.com

Website: www.theoxford.edu

The success of the first titanium dental implant quickly led to significant improvement in the techniques used for tooth replacement. This developed to using a titanium alloy screw, usually with a rough surface that is thought to help improve the process of osseointegration. The screw is secured to the jaw where the tooth should be and after a period of healing to allow the screw to fuse to the jawbone, a crown can be inserted over the screw.

5. What are the different types of dental implants used in dentistry?

- 1) Zygomatic implants
- 2) Cortical implants
- 3) Basal implants
- 4) Pterygoid implants
- 5) All the above-----

6. What are the different impression techniques of dental implants?

The object of making an impression in implant dentistry is to accurately relate an analogue of the implant or implant abutment to the other structures in the dental arch. This is affected by use of an impression coping which is attached to the implant or implant abutment. This impression coping is incorporated in an impression - much as a metal framework is 'picked up' in a remount impression for fixed prosthodontics. With implant copings the coping is usually attached to the implant or abutment with screws. The impression material used is usually an elastomeric impression material; the two types most widely used and shown to be the most appropriate are polyether and polyvinyl siloxane impression materials

7. What is the minimum required torque to attain primary stability for immediate loading of dental implants?

- 1) 0-10Ncm
- 2) 10-20Ncm
- 3) 20-30Ncm
- 4) >30Ncm -----


Chairperson

Placement & Pre-Clinical-Training Committee



CHILDREN'S EDUCATION SOCIETY (Regd.)

THE OXFORD DENTAL COLLEGE

(Recognized by the Govt. of Karnataka, Affiliated to Rajiv Gandhi University of Health Sciences, Karnataka & Recognised by Dental Council of India, New Delhi)

Bommanahalli, Hosur Road, Bangalore - 560 068.

Ph: 080-61754680 Fax: 080 - 61754693E-mail: deandirectortodc@gmail.com

Website: www.theoxford.edu

8. What are zirconium implants?

Zirconium oxide is a metal oxide identified in 1789 by German Chemist Martin Heinrich Klaproth. It is ivory in colour making it similar to the colour of the natural tooth, which is important for restoring teeth in the mouth especially in the anterior region. In addition, its ability to transmit light makes zirconia a suitable material for aesthetics. Zirconium oxide implants have outstanding mechanical properties, good stability, a high biocompatibility, and a high resistance to scratching and corrosion.

9. What are all on 4 and all on 6 dental implantations?

The "all-on-four" treatment concept was developed to maximize the use of available remnant bone in atrophic jaws, allowing immediate function and avoiding regenerative procedures that increase the treatment costs and patient morbidity, as well as the complications inherent to these procedures. The protocol uses four implants in the anterior part of complete edentulous jaws to support a provisional, fixed and immediately loaded prosthesis. The two most anterior implants are placed axially, whereas the two posterior implants are placed distally and angled to minimize the cantilever length, and to allow the application of prostheses with up to 12 teeth, thereby enhancing masticatory efficiency.

The All-on-6 dental implant treatment is recommended for patients with full arch missing teeth. It is also for patients with partially missing teeth and want to get a full arch dental implant, by replacing the existing teeth. The All-on-6 process offers a stable, long-term, alternative to traditional dentures.

Before the full dental implants, dentist will need to examine your mouth and will want to discuss your medical history as systemic diseases can affect healing. Certain medications could also affect all on six implants treatment.

With full mouth tooth replacement option, 6 dental implants are placed at strategic intervals throughout your upper or lower arch and it is important they receive sufficient support from the surrounding bone. If you lost teeth quite a few years ago then you may have suffered significantly from missing teeth tooth bone loss.

10. What are the most causes of implant failure?

Causes for implant failure include patient related factors (such as general health status, smoking habits, tissue and bone remodelling individual factors, and oral hygiene), implant related factors (implant architecture, surface, location, etc) and prosthetic related factors (i.e., occlusal forces, implant loading, etc).

Implant failure was divided into 3 categories according to implant phase at time of failure: surgical, prosthetic, and failure of immediately loaded implants.

Chairperson

169

Placement & Pre-Clinical-Training Committee



CHILDREN'S EDUCATION SOCIETY (Regd.)

THE OXFORD DENTAL COLLEGE

(Recognized by the Govt. of Karnataka, Affiliated to Rajiv Gandhi University of Health Sciences,
Karnataka & Recognised by Dental Council of India, New Delhi)

Bommanahalli, Hosur Road, Bangalore - 560 068.

Ph: 080-61754680 Fax: 080 - 61754693E-mail: deandirectortodc@gmail.com

Website: www.theoxford.edu

11. How do you manage dental implants in patients with osteoarthritis?

Osteoporosis has no detrimental effect on implant failure rates neither on percentage of osseointegration. Although RCT were not found in the searched literature, most studies reported similar findings between subjects with and without osteoporosis. Complementary, the bone-to-implant contact of dental implants retrieved from osteoporotic jaws did not depict any impact on bone healing.

The dental implant restorations in the jaws are influenced not only by systemic factors, but also by several local factors such as periodontal conditions, number, and distribution of dental implants in the arch, occlusion, and bite forces. Despite some research present the role of local and systemic factors in the long-term success of dental implants, less is known concerning factors influencing the stability of dental implants after abutment connection and occlusal loading. Therefore, the part of endogenous factors on cellular turn over and differentiation is scarce.

Systemic conditions associated with osteoporotic and osteopenia subjects have been suggested to contribute to the severity of alveolar bone loss.

Thus, the prerogative that dental implant placement might be contraindicated in subjects with osteoporosis/osteopenia assumes that these pathologies may affect the human jaws in the same fashion which it does affect other parts of the skeleton.

12. Role of basal implants in atrophic dental ridges?

Rehabilitation of moderate to severely atrophic jaws with conventional implants demands for extensive surgical procedures that are expensive, involves a great deal of postoperative discomfort, and do not assure the success of the procedure done and the rehabilitation intended. In such scenarios that require such procedures, basal implants come to the rescue. Basal implantology also known as biocritical implantology or just cortical implantology is a modern implantology system which utilizes the basal cortical portion of the jaw bones for retention of the dental implants, which are uniquely designed to be accommodated in the basal cortical bone areas.

The Basal or the strategic implants are anchored cortically by the surgeon and the process of creating this anchorage has been referred as "Osseo-fixation". Secondary Osseo-integration into spongy bone areas through which end osseous parts of the implants are projecting is expected to happen in any case later. The primary stability, that decides the success of the treatment, depends on the macro-mechanic anchorage (Osseo-fixation) in the 2nd or 3rd cortical.

Elderly individuals mainly the geriatric patients who have compromised ridges are unable to meet their nutritional requirements because of lack of stability and support from dentures and basic implants due to compromised dental ridges. This study focuses on the application of basal implants for such patients to meet their aesthetic and functional needs, thereby taking care of elderly individuals.



Chairperson

Placement & Pre-Clinical-Training Committee 170



CHILDREN'S EDUCATION SOCIETY (Regd.)

THE OXFORD DENTAL COLLEGE

(Recognized by the Govt. of Karnataka, Affiliated to Rajiv Gandhi University of Health Sciences,
Karnataka & Recognised by Dental Council of India, New Delhi)

Bommanahalli, Hosur Road, Bangalore - 560 068.

Ph: 080-61754680 Fax: 080 - 61754693E-mail: deandirectortodc@gmail.com

Website: www.theoxford.edu

13. What is the role of Osseo integrated basal implants?

The BOI implant is manufactured either from pure Titanium or from Titanium Molybdenum alloy to enhance strength of the implant. These can be either single piece or two pieces, following are the parts of the BOI implant

1) Abutment portion

In single piece BOI implants the abutment portion is conical and remains exposed in the oral cavity, whereas in two-piece BOI implant the abutment portion can be an externally threaded screw or an internally threaded screw with either an external hexagonal or octagonal restorative platform.

2) Neck

It is the portion lying directly below the abutment portion. This portion may or may not be constricted in diameter; constriction provides better post-healing gingival adaptation and also reduces rigidity and allows for bending by 15°-25°

3) Vertical Shaft

This is that portion that connects all the components of the implant. The shaft is kept smooth and polished to discourage plaque accumulation and inflammation; also, it can be either elastic or rigid depending on the diameter and the type of titanium used. The vertical shaft is purely a load bearing component and is usually 10 - 13.5 mm long.

4) Crestal Disk

It is the first disk in the implant. It is called crestal disk as it lies in the crestal bone after placement of the implant. This disk serves a dual purpose i.e.; immediately after implant placement this disk provides and maintains primary stability and after osseointegration this disk converts into a load bearing and distributing component

5) Basal Disk

It is the second disk at the base of the implant and is the last component in the implant body. This part is also kept polished and is a load bearing and distributing component. The part of the shaft connected to the basal disk is elastic and can also be bent by 15°-25°, 6. Distance between the crestal and basal disks is usually 5 mm.


Chairperson

Placement & Pre-Clinical-Training Committee



CHILDREN'S EDUCATION SOCIETY (Regd.)

THE OXFORD DENTAL COLLEGE

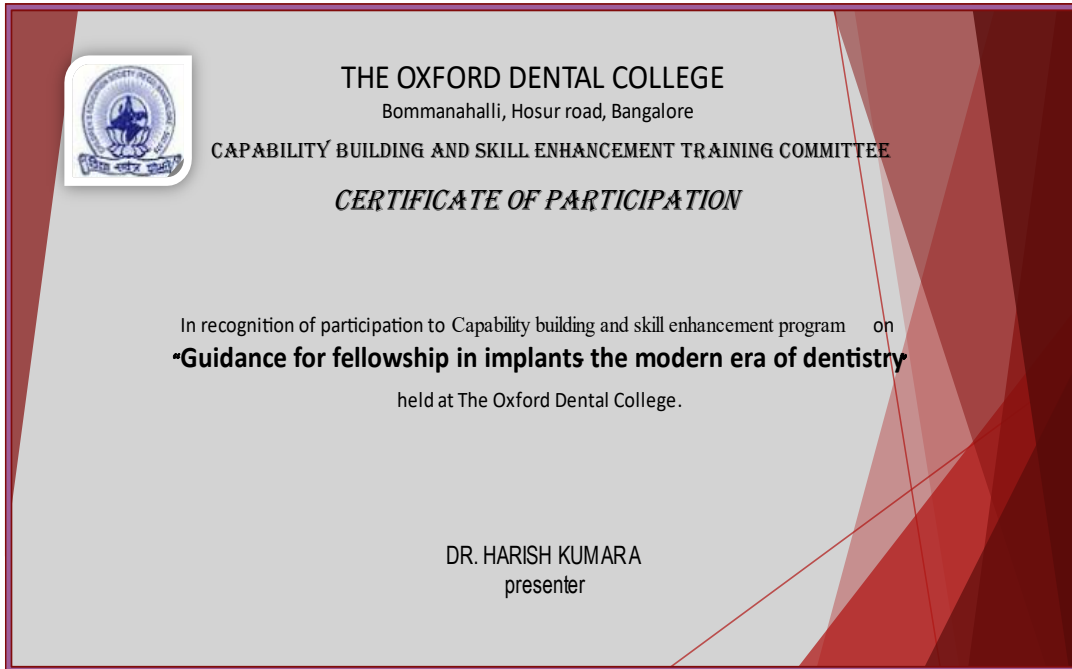
(Recognized by the Govt. of Karnataka, Affiliated to Rajiv Gandhi University of Health Sciences,
Karnataka & Recognised by Dental Council of India, New Delhi)

Bommanahalli, Hosur Road, Bangalore – 560 068.

Ph: 080-61754680 Fax : 080 – 61754693E-mail:deandirectortodc@gmail.com

Website: www.theoxford.edu

Certificate





CHILDREN'S EDUCATION SOCIETY (Regd.)
THE OXFORD DENTAL COLLEGE
(Recognized by the Govt. of Karnataka, Affiliated to Rajiv Gandhi University of Health Sciences,
Karnataka & Recognised by Dental Council of India, New Delhi)
Bommanahalli, Hosur Road, Bangalore - 560 068.
Ph: 080-61754680 Fax: 080 - 61754693E-mail:deandirectortodc@gmail.com
Website: www.theoxford.edu

Future in Dentistry

SOP for Conduct of Training Program

This orientation program aims to make undergraduates familiar with different branches of dentistry to enhance their vision with respect to future prospects.

Advances in dental research, including genetic engineering, the discovery of links between the oral and systemic diseases, the development of salivary diagnostics and the continued development of new materials and techniques, make dentistry an exciting, challenging and rewarding profession.

The students will be taught about different specialities and in which way each one plays an important role in the field of healthcare. The students will be briefed about different clinical and non-clinical field, in which they can excel depending on their interest and capabilities.

By end of this orientation program the participants will be able to make healthier choices with respect to their profession in future. Moreover, a brief insight into future of each field will be discussed that will encourage them to take decision for future endeavours.


Dean and Director
The Oxford Dental College, Bommanahalli
Hosur Road Bengaluru - 560 068



CHILDREN'S EDUCATION SOCIETY (Regd.)

THE OXFORD DENTAL COLLEGE

(Recognized by the Govt. of Karnataka, Affiliated to Rajiv Gandhi University of Health Sciences,
Karnataka & Recognised by Dental Council of India, New Delhi)

Bommanahalli, Hosur Road, Bangalore - 560 068.

Ph: 080-61754680 Fax: 080 - 61754693E-mail: deandirectortodc@gmail.com

Website: www.theoxford.edu

Circular

No.: TODC/Fut-Dent/2020-21/03

Date: 25-02-2021

It is to inform all the members of the "Capability Building and Skill Enhancement Committee" to attend the committee meeting on 27-02-2021 in the Seminar room of The Oxford Dental College by 10.30 am. Please find the below agenda for the meeting. All the members are requested to come with inputs and documents required.

Agenda:

- To decide date and venue for the upcoming orientation program.
- The other agenda of the day was the organization of the program for the final year BDS students and Interns.
- The last agenda was how to ensure the maximum participation in this program.


Dr. Malathi Dayalan

(Chairperson)

Chairperson

Placement & Pre-Clinical-Training Committee

Cc to:

1. Principal office- TODC
2. IQAC- TODC
3. Committee members
4. HOD's- All Departments



CHILDREN'S EDUCATION SOCIETY (Regd.)

THE OXFORD DENTAL COLLEGE

(Recognized by the Govt. of Karnataka, Affiliated to Rajiv Gandhi University of Health Sciences,
Karnataka & Recognised by Dental Council of India, New Delhi)

Bommanahalli, Hosur Road, Bangalore - 560 068.

Ph: 080-61754680 Fax : 080 - 61754693E-mail:deandirectortodc@gmail.com

Website: www.theoxford.edu

Proceedings of the Capability Building and Skill Enhancement Committee

The Capability Building and Skill Enhancement Committee conducted a meeting with all the committee members in the seminar room on 27.02.2021 at 10.30 am

The following were the members present for the meeting.


SL. No	Name	Committee Designation	Designation
1.	Dr. Malathi Dayalan	Chairperson	Prof. & HOD- Prosthodontics
2.	Prof Nancy	Member Coordinator	Office
3.	Dr. Sowbhagya	Member	Senior Lecturer-Oral Medicine
4.	Dr. Deepa Pande	Member	Senior Lecturer-Oral Surgery
5.	Dr. Shanmukha	Member	Reader-Periodontics
6.	Dr. Jyothi	Member	Reader-Conservative and Endodontics
7.	Dr. Ravi Sinha	Member	Reader-Prosthodontics
8.	Dr. Divya	Member	Senior Lecturer-Oral Medicine
9.	Dr. Deepa Shetty	Member	Senior Lecturer-Periodontics
10.	Dr. Raghunandan	Member	Professor-Orthodontics
11.	Dr. Shruthi	Member	Senior Lecturer-Oral Pathology
12.	Dr. Kothai	Member	UG Student
13.	Dr. Raja Jason	Member	UG Student
14.	Dr. Anusha	Member	PG Student
15.	Dr. Naveed Iqbaal	Member	PG Student

Resolutions:

All the committee members who attended the meeting gave their valuable inputs and had a discussion. There were many suggestions that came up from different members aiming at making the program highly beneficial to participants like encouraging them to put out their views and considering same while motivating them for higher studies and thus making the program interactive.

All the committee members agreed to the training program FUTURE IN DENTISTRY to be held on 05.10.2021 for postgraduates, undergraduate students, and interns in the 7th floor seminar room at 10am.

It was also decided to plan the program and other details to be submitted at the earliest from the day of meeting.


Chairperson
Placement & Pre-Clinical-Training Committee 175



CHILDREN'S EDUCATION SOCIETY (Regd.)

THE OXFORD DENTAL COLLEGE

(Recognized by the Govt. of Karnataka, Affiliated to Rajiv Gandhi University of Health Sciences,
Karnataka & Recognised by Dental Council of India, New Delhi)

Bommanahalli, Hosur Road, Bangalore - 560 068.

Ph: 080-61754680 Fax : 080 - 61754693E-mail:deandirectortodc@gmail.com

Website: www.theoxford.edu

The meeting was concluded with vote of thanks from member coordinator.


Dr. Malathi Dayalan

(Chairperson)
Chairperson

Placement & Pre-Clinical-Training Committee

Cc to:

1. Principal office- TODC
2. IQAC- TODC
3. HOD's- All Departments



CHILDREN'S EDUCATION SOCIETY (Regd.)

THE OXFORD DENTAL COLLEGE

(Recognized by the Govt. of Karnataka, Affiliated to Rajiv Gandhi University of Health Sciences, Karnataka & Recognised by Dental Council of India, New Delhi)

Bommanahalli, Hosur Road, Bangalore – 560 068.


Ph: 080-61754680 Fax : 080 – 61754693E-mail:deandirectortodc@gmail.com

Website: www.theoxford.edu

Brochure

THE OXFORD DENTAL COLLEGE

STUDENT GUIDANCE AND CAREER COUNSELLING CELL



DR. RAISON THOMAS
Undergraduate: G D C , bangalore
Post graduate :Bapuji dental college, davanagere
Chairman and director of CEDEES since 2006
Currently working as professor , dept of Periodontics, bapuji dental college.

He has motivated and trained many under graduates and post graduates for multiple entrance examinations and govt jobs, who have done tremendously well and cleared with flying colours.

THE OXFORD DENTAL COLLEGE

Will be hosting an online workshop on

STUDENT GUIDANCE AND CAREER COUNSELLING CELL

05TH MARCH 2021

Schedule for the workshop

Time	session
10:00-10:10	introduction
10:10-10:30	Talk on future for under graduates
10:30-11:00	Talk on future for post graduates

Venue : The oxford dental college



CHILDREN'S EDUCATION SOCIETY (Regd.)

THE OXFORD DENTAL COLLEGE

(Recognized by the Govt. of Karnataka, Affiliated to Rajiv Gandhi University of Health Sciences,
Karnataka & Recognised by Dental Council of India, New Delhi)

Bommanahalli, Hosur Road, Bangalore - 560 068.

Ph: 080-61754680 Fax : 080 - 61754693E-mail:deandirectortodc@gmail.com

Website: www.theoxford.edu

Notice to Students to Attend Training Program

No.: TODC/Fut-Dent/2020-21/03

Date: 03-03-2021

This is to bring to the notice of the final year BDS and Interns that a lecture on the topic "Future in Dentistry." is being organized on 05-09-2021 in the seminar hall from 10:00 am onwards. All the participants are here by instructed to attend the training program.

Program Schedule

Presenter: Dr. Raison Thomas.

Title: Future in Dentistry.


Venue: seminar hall

Program:

9.30 am-10.00 am	Inauguration
10.00 am -11.00 am	Lecture
11.00 am -11.30 am	Tea break
11:30 am -12:30 pm	Demonstration
12.30 pm -1.00 pm	Break
1.00 pm -1.30 pm	Test
1.30 pm -2.30 pm	Interactive session

Cc to:

1. Principal office- TODC
2. HOD's- All Departments
3. Notice Board.


Dean and Director
The Oxford Dental College, Bommanahalli
Hosur Road Bengaluru - 560 068



CHILDREN'S EDUCATION SOCIETY (Regd.)

THE OXFORD DENTAL COLLEGE

(Recognized by the Govt. of Karnataka, Affiliated to Rajiv Gandhi University of Health Sciences,
Karnataka & Recognised by Dental Council of India, New Delhi)
Bommanahalli, Hosur Road, Bangalore - 560 068.
Ph: 080-61754680 Fax: 080 - 61754693E-mail:deandirectortodc@gmail.com
Website: www.theoxford.edu

Activity Report

Title: Future in Dentistry.

Date: 05.03.2021

Time: 10:00 am- 2:30 pm

Objective: To create awareness among students and motivate them regarding the opportunities after under graduation and post-graduation.

Location: Seminar Hall

Organized by: TODC, Capability Building and Skill Enhancement Committee

Audience: Under graduates, Postgraduates, and Interns

Speaker: Dr. Raison Thomas.

Method adopted: Lecture and power point presentation.

Materials used: Power point presentation.


Description: A detailed lecture was delivered by Dr. Raison Thomas on 05.03.2021 from 10-11 am.

The target audience was the Under graduates, Post graduate students and Interns.

The aim of the meeting was to motivate and aware the students regarding the opportunities after under graduation and post-graduation nationally and internationally. Pointers and methods to apply as well as successfully clear the exams were shared and explained by Dr. Raison Thomas,

Professor, Department of Periodontics, Bapuji Dental College.

The program was followed by an interactive Question- Answer session between the audience and the speaker after which they were asked to give their feedbacks for the same.



Chairperson

Placement & Pre-Clinical-Training Committee



CHILDREN'S EDUCATION SOCIETY (Regd.)

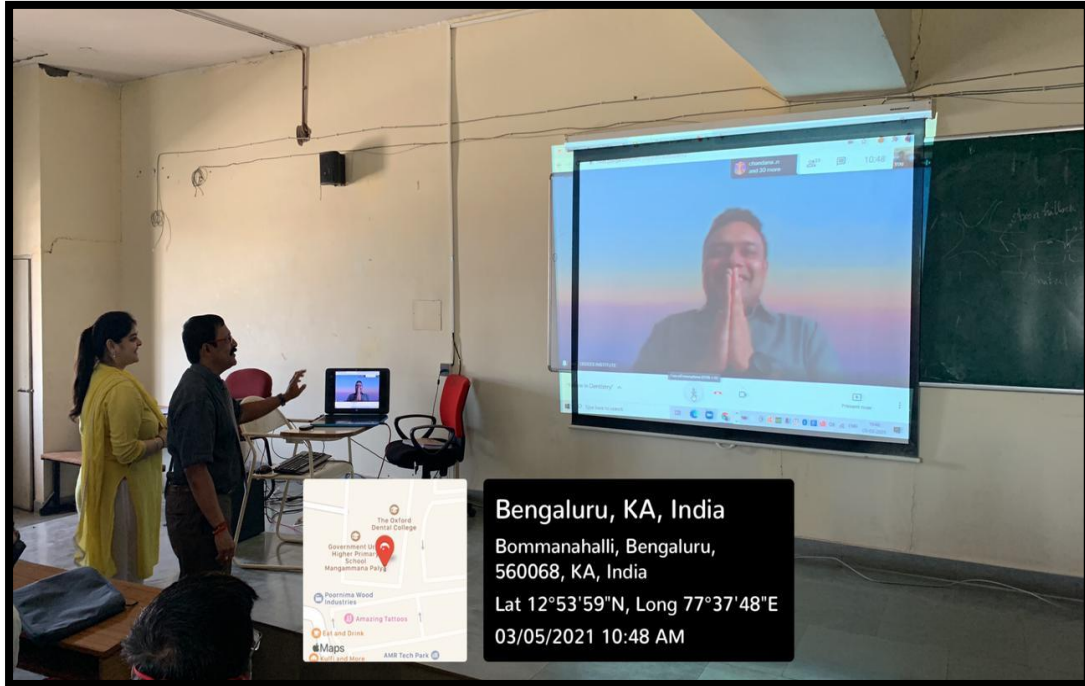
THE OXFORD DENTAL COLLEGE

(Recognized by the Govt. of Karnataka, Affiliated to Rajiv Gandhi University of Health Sciences, Karnataka & Recognised by Dental Council of India, New Delhi)

Bommanahalli, Hosur Road, Bangalore – 560 068.

Ph: 080-61754680 Fax : 080 – 61754693E-mail:deandirectortodc@gmail.com

Website: www.theoxford.edu





CHILDREN'S EDUCATION SOCIETY (Regd.)

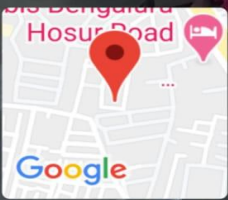
THE OXFORD DENTAL COLLEGE

(Recognized by the Govt. of Karnataka, Affiliated to Rajiv Gandhi University of Health Sciences, Karnataka & Recognised by Dental Council of India, New Delhi)

Bommanahalli, Hosur Road, Bangalore – 560 068.

Ph: 080-61754680 Fax : 080 – 61754693E-mail:deandirectortodc@gmail.com

Website: www.theoxford.edu



Bengaluru, Karnataka, India
10th Milestone, Hosur Rd, Bommanahalli, Hongasandra, Bengaluru, Karnataka
560068, India
Lat N 12° 53' 59.1576"
Long E 77° 37' 48.6372"
05/03/21 10:09 AM



Bengaluru, KA, India
Bommanahalli, Bengaluru,
560068, KA, India
Lat 12°53'59"N, Long 77°37'48"E
03/05/2021 10:58 AM



CHILDREN'S EDUCATION SOCIETY (Regd.)

THE OXFORD DENTAL COLLEGE

(Recognized by the Govt. of Karnataka, Affiliated to Rajiv Gandhi University of Health Sciences, Karnataka & Recognised by Dental Council of India, New Delhi)

Bommanahalli, Hosur Road, Bangalore – 560 068.

Ph: 080-61754680 Fax : 080 – 61754693E-mail:deandirectortodc@gmail.com

Website: www.theoxford.edu



Bengaluru, KA, India

Bommanahalli, Bengaluru,
560068, KA, India

Lat 12°53'58"N, Long 77°37'48"E
03/05/2021 10:09 AM



CHILDREN'S EDUCATION SOCIETY (Regd.)

THE OXFORD DENTAL COLLEGE

(Recognized by the Govt. of Karnataka, Affiliated to Rajiv Gandhi University of Health Sciences,
Karnataka & recognised by Dental Council of India, New Delhi)

Bommanahalli, Hosur Road, Bangalore – 560 068.

Ph: 080-61754680 Fax : 080 – 61754693E-mail:deandirectortodc@gmail.com

Website: www.theoxford.edu

Certificate



THE OXFORD DENTAL COLLEGE

Bommanahalli, Hosur road, Bangalore

CAPABILITY BUILDING AND SKILL ENHANCEMENT TRAINING COMMITTEE

CERTIFICATE OF PARTICIPATION

In recognition of participation to Guidance for Career Counseling on
“FUTURE IN DENTISTRY
held at The Oxford Dental College.

DR. RAISON THOMAS
presenter



CHILDREN'S EDUCATION SOCIETY (Regd.)

THE OXFORD DENTAL COLLEGE

(Recognized by the Govt. of Karnataka, Affiliated to Rajiv Gandhi University of Health Sciences,
Karnataka & Recognised by Dental Council of India, New Delhi)

Bommanahalli, Hosur Road, Bangalore - 560 068.

Ph: 080-61754680 Fax: 080 - 61754693E-mail:deandirectortodc@gmail.com

Website: www.theoxford.edu

Mock Exam for NEET Preparation and Counselling

SOP for conduct of training program

The purpose of this orientation program is to motivate the undergraduate students to take up NEET exam for career development.

Through this program students will be encouraged to take competitive exam as it allows individualised professional development for dentists and help in advancing their knowledge in respective specialities in dentistry.

This program aims at making students familiar with the speciality, determine their level of interest for future training and demonstrate familiarity with different areas of dentistry.

The students will be made well versed with the changing face of dentistry with advent and success that it will pave way to increasing their interest and would encourage them to specialise in same in future.

By end of this orientation program the participants will be able to make healthier choices with respect to their profession in future and thus will be a great guiding source for them.


Dean and Director
The Oxford Dental College, Bommanahalli
Hosur Road Bengaluru - 560 068



CHILDREN'S EDUCATION SOCIETY (Regd.)

THE OXFORD DENTAL COLLEGE

(Recognized by the Govt. of Karnataka, Affiliated to Rajiv Gandhi University of Health Sciences,
Karnataka & Recognised by Dental Council of India, New Delhi)

Bommanahalli, Hosur Road, Bangalore - 560 068.

Ph: 080-61754680 Fax: 080 - 61754693E-mail: deandirectortodc@gmail.com

Website: www.theoxford.edu

Circular

NO.: TODC/CBSEC/2020-21/4

Date: 26/ 02 /2021

It is to inform all the members of the Capability Building and Skill Enhancement Committee is conducting a program for Guidance on Mock Exam for NEET Preparation and Counselling to attend the committee meeting on 28-02-2021 in the Seminar room of The Oxford Dental College by 11.30 am. Please find the below agenda for the meeting. All the member are requested to come with inputs and documents required.

Agenda:

- To decide date and venue for the upcoming orientation program.
- The other agenda of the day was the organization of the program for the final year BDS students and Interns.
- The last agenda was how to ensure the maximum participation in this program.

Dr. Malathi Dayalan
(Chairperson)

Chairperson
Placement & Pre-Clinical-Training Committee

Cc to:

1. Principal office- TODC
2. IQAC- TODC
3. Committee members
4. HQD's- All Departments



CHILDREN'S EDUCATION SOCIETY (Regd.)

THE OXFORD DENTAL COLLEGE

(Recognized by the Govt. of Karnataka, Affiliated to Rajiv Gandhi University of Health Sciences,
Karnataka & Recognised by Dental Council of India, New Delhi)

Bommanahalli, Hosur Road, Bangalore - 560 068.

Ph: 080-61754680 Fax: 080 - 61754693E-mail: deandirectortodc@gmail.com

Website: www.theoxford.edu

Proceedings of the Capability Building and Skill Enhancement Committee Meeting

The Capability Building and Skill Enhancement Committee conducted a meeting with all the committee members in the seminar room on 28.02.2021 at 11.30 am

The following were the members present for the meeting.

SL. No.	Name	Committee Designation	Designation
1.	Dr Malathi Dayalan	Chairperson	Prof. & HOD- Prosthodontics
2.	Prof Nancy	Member Coordinator	Office
3.	Dr. Sowbhagya	Member	Senior Lecturer-Oral Medicine
4.	Dr. Deepa Pande	Member	Senior Lecturer-Oral Surgery
5.	Dr. Shanmukha	Member	Reader-Periodontics
6.	Dr. Jyothi	Member	Reader-Conservative and Endodontics
7.	Dr. Ravi Sinha	Member	Reader-Prosthodontics
8.	Dr. Divya	Member	Senior Lecturer-Oral Medicine
9.	Dr. Deepa Shetty	Member	Senior Lecturer-Periodontics
10.	Dr. Raghunandan	Member	Professor-Orthodontics
11.	Dr. Shruthi	Member	Senior Lecturer-Oral Pathology
12.	Dr. Kothai	Member	UG Student
13.	Dr. Raja Jason	Member	UG Student
14.	Dr. Anusha	Member	PG Student
15.	Dr. Naveed Iqbaal	Member	PG Student

Resolutions:

All the committee members who attended the meeting gave their valuable inputs and had a discussion. There were many suggestions that came up from different members aiming at making the program highly beneficial to participants like encouraging them to put out their views and considering same while motivating them for higher studies and thus making the program interactive.

All the committee members agreed to a program for Guidance on **Mock Exam for NEET Preparation and Counselling** to be held on 10.03.2021 for Final year BDS and Interns in the 7th floor seminar room at 10:00 am.


Chairperson



CHILDREN'S EDUCATION SOCIETY (Regd.)

THE OXFORD DENTAL COLLEGE

(Recognized by the Govt. of Karnataka, Affiliated to Rajiv Gandhi University of Health Sciences,
Karnataka & Recognised by Dental Council of India, New Delhi)

Bommanahalli, Hosur Road, Bangalore - 560 068.

Ph: 080-61754680 Fax: 080 - 61754693E-mail:deandirectortodc@gmail.com

Website: www.theoxford.edu

It was also decided to plan the program and other details to be submitted at the earliest from the day of meeting.

The meeting was concluded with vote of thanks from member coordinator.

Dr. Malathi Dayalan
(Chairperson)

Chairperson

Placement & Pre-Clinical-Training Committee

Cc to:

1. Principal office- TODC
2. IQAC- TODC
3. HOD's- All Departments



CHILDREN'S EDUCATION SOCIETY (Regd.)

THE OXFORD DENTAL COLLEGE

(Recognized by the Govt. of Karnataka, Affiliated to Rajiv Gandhi University of Health Sciences, Karnataka & Recognised by Dental Council of India, New Delhi)

Bommanahalli, Hosur Road, Bangalore – 560 068.

Ph: 080-61754680 Fax : 080 – 61754693E-mail:deandirectortodc@gmail.com

Website: www.theoxford.edu

Brochure



THE OXFORD DENTAL COLLEGE

"MOCK EXAM FOR NEET PREPARATION AND COUNSELLING"



Presenter: Dr Antara Shome

Date: 10/03/2021

Venue: seminar hall

Program:

9.30-10.00	Inauguration
10.00-11.00	Lecture
11.00-11.30	Tea break
11:30-12:30	Demonstration
12.30-1.00	Break
1.00-1.30	Test
1.30-2.30	Interactive session



CHILDREN'S EDUCATION SOCIETY (Regd.)

THE OXFORD DENTAL COLLEGE

(Recognized by the Govt. of Karnataka, Affiliated to Rajiv Gandhi University of Health Sciences,
Karnataka & Recognised by Dental Council of India, New Delhi)
Bommanahalli, Hosur Road, Bangalore - 560 068.
Ph: 080-61754680 Fax : 080 - 61754693E-mail:deandirectortodc@gmail.com
Website: www.theoxford.edu

Notice to Students to Attend Training Program

NO.: TODC/CBSEC/2020-21/4

Date: 09-03-2021

This is to bring to the notice of the staff, post graduates, undergraduates and interns that a lecture on "Mock Exam for NEET Preparation and Counselling" will be conducted on 10-3-2021 in the seminar hall, from 10:00 am onwards, following which a written test will be conducted. All the participants are here by instructed to attend the test.

Program Schedule

Speaker: Dr. Simran Kaur, Dr. Arti and Dr. Antara.

Title: Mock exam for NEET Preparation and Counselling

Venue: seminar hall

Program:

9.30 am - 10.00 am	Inauguration
10.00 am - 11.00 am	Lecture
11.00 am - 11.30 am	Tea break
11.30 am - 12:30 pm	Demonstration
12.30 pm - 1.00 pm	Break
1.00 pm - 1.30 pm	Test
1.30 pm - 2.30 pm	Interactive session

Cc to:

1. Principal office- TODC
2. HOD's- All Departments
3. Notice Board.


Dean and Director
The Oxford Dental College, Bommanahalli
Hosur Road Bengaluru - 560 068



CHILDREN'S EDUCATION SOCIETY (Regd.)

THE OXFORD DENTAL COLLEGE

(Recognized by the Govt. of Karnataka, Affiliated to Rajiv Gandhi University of Health Sciences,
Karnataka & Recognised by Dental Council of India, New Delhi)

Bommanahalli, Hosur Road, Bangalore - 560 068.

Ph: 080-61754680 Fax : 080 - 61754693E-mail:deandirectortodc@gmail.com

Website: www.theoxford.edu

Activity Report

Date: 10.03.2021

Time: 10:00 am- 2:30 pm

Title: Mock exam for NEET Preparation and Counselling

Objective: Motivating and Counselling the under graduates and Interns to prepare to NEET Exams and monitoring their progress.

Location: Seminar Hall

Organized by: TODC, student guidance and career counselling cell

Audience: Under graduates and Interns

Speaker: Dr. Simran Kaur, Dr. Arti and Dr. Aptara.

Method adopted: Theory and MCQ examination.

Materials used: Question papers, Answer keys and MCQs.

Description: A detailed lecture was delivered by Dr. Simran Kaur, Dr. Aarti and Dr. Antara on 10.03.2021 from 10-11 am.

The target audience was the under graduate students and Interns. The aim of the meeting was to Motivate and Counsel the under graduates and Interns to prepare to NEET Exams and monitoring their progress.

The program was followed by a mock MCQ and Theory examination with answer key which was undertaken by the undergraduates and interns after which they were asked to give their feedbacks for the same.


Chairperson

Placement & Pre-Clinical-Training Committee



CHILDREN'S EDUCATION SOCIETY (Regd.)

THE OXFORD DENTAL COLLEGE

(Recognized by the Govt. of Karnataka, Affiliated to Rajiv Gandhi University of Health Sciences, Karnataka & Recognised by Dental Council of India, New Delhi)

Bommanahalli, Hosur Road, Bangalore – 560 068.

Ph: 080-61754680 Fax : 080 – 61754693E-mail:deandirectortodc@gmail.com

Website: www.theoxford.edu





CHILDREN'S EDUCATION SOCIETY (Regd.)

THE OXFORD DENTAL COLLEGE

(Recognized by the Govt. of Karnataka, Affiliated to Rajiv Gandhi University of Health Sciences, Karnataka & Recognised by Dental Council of India, New Delhi)

Bommanahalli, Hosur Road, Bangalore – 560 068.

Ph: 080-61754680 Fax : 080 – 61754693E-mail:deandirectortodc@gmail.com

Website: www.theoxford.edu





CHILDREN'S EDUCATION SOCIETY (Regd.)


THE OXFORD DENTAL COLLEGE

(Recognized by the Govt. of Karnataka, Affiliated to Rajiv Gandhi University of Health Sciences,
Karnataka & Recognised by Dental Council of India, New Delhi)

Bommanahalli, Hosur Road, Bangalore – 560 068.

Ph: 080-61754680 Fax : 080 – 61754693E-mail:deandirectortodc@gmail.com

Website: www.theoxford.edu





CHILDREN'S EDUCATION SOCIETY (Regd.)

THE OXFORD DENTAL COLLEGE

(Recognized by the Govt. of Karnataka, Affiliated to Rajiv Gandhi University of Health Sciences,
Karnataka & Recognised by Dental Council of India, New Delhi)

Bommanahalli, Hosur Road, Bangalore - 560 068.

Ph: 080-61754680 Fax: 080 - 61754693E-mail: deandirectortodc@gmail.com

Website: www.theoxford.edu

Question Answer

Mock Exam for NEET Preparation and Counselling

Presenter: Dr. Antara Shome

1. Micrognathia, glossoptosis and airway obstruction are a triad of which syndrome?
2. Given radiograph shows a feature of?
3. Which appliance is indicated in children with thumb sucking habit?
4. What are gingipains?
5. Which trimester is safe for pregnant women during pregnancy?
6. Following law states that bones will adapt based on the stress or demands placed on them?
7. Which is not present in carnoy's solution?
8. According to Kennedy's classification class III is?
9. Nikolsky sign is positive in?
10. Which of the following are pulp capping agents?


Chairperson

Placement & Pre-Clinical-Training Committee



CHILDREN'S EDUCATION SOCIETY (Regd.)

THE OXFORD DENTAL COLLEGE

(Recognized by the Govt. of Karnataka, Affiliated to Rajiv Gandhi University of Health Sciences,
Karnataka & Recognised by Dental Council of India, New Delhi)

Bommanahalli, Hosur Road, Bangalore - 560 068.

Ph: 080-61754680 Fax: 080 - 61754693E-mail: deandirectortodc@gmail.com

Website: www.theoxford.edu

Answer Scheme

1. Micrognathia, glossoptosis and airway obstruction are a triad of which syndrome?

- a. Teacher Collin syndrome
- b. Pierre robin syndrome
- c. Gardner's syndrome
- d. Downs syndrome

(Ans: B)

2. Given radiograph shows a feature of:

- a. Rickets
- b. Craniosynostosis
- c. Multiple myeloma
- d. Paget's disease

(Ans: C)

3. Which appliance is indicated in children with thumb sucking habit?

- a. Palatal crib
- b. Blue grass appliance
- c. Oral screen
- d. Both A & B

(Ans: D)

4. What are gingipains?


- a. Pain experienced during gingivitis
- b. Trypsin like proteinases produced by P. Gingival is
- c. Pigmentation in gingivitis
- d. None of the above

(Ans: B)

5. Which trimester is safe for pregnant women during pregnancy?

- a. 1st trimester
- b. 2nd trimester
- c. 3rd trimester
- d. Anytime during pregnancy

(Ans: B)


Chairperson
Placement & Pre-Clinical-Training Committee



CHILDREN'S EDUCATION SOCIETY (Regd.)

THE OXFORD DENTAL COLLEGE

(Recognized by the Govt. of Karnataka, Affiliated to Rajiv Gandhi University of Health Sciences,
Karnataka & Recognised by Dental Council of India, New Delhi)

Bommanahalli, Hosur Road, Bangalore - 560 068.

Ph: 080-61754680 Fax: 080 - 61754693E-mail:deandirectortodc@gmail.com
Website: www.theoxford.edu

6. Following law states that bones will adapt based on the stress or demands placed on them?

- a. Angle's law
- b. Sutural theory
- c. Carlson theory
- d. Wolff's law

(Ans: D)

7. Which is not present in carnoy's solution?

- a. Ferric chloride
- b. Glacial acetic acid
- c. Chloroform
- d. Ferric sulphate

(Ans: D)

8. According to Kennedy's classification class III is:

- a. Missing some or all of the teeth on both sides in a single arch and there are no teeth posterior to the edentulous area
- b. Unilateral edentulous area posterior to remaining natural teeth
- c. Unilateral edentulous area with natural teeth anterior and posterior to it
- d. A single but bilateral edentulous area anterior to remaining natural teeth

(Ans: C)

9. Nikolsky sign is positive in:

- a. Pemphigus
- b. Petechiae
- c. Mucormycosis
- d. Erythema multiforme

(Ans: A)

10. Which of the following are pulp capping agents?

- a. Calcium hydroxide
- b. MTA
- c. Composite
- d. Both A & B

(Ans: D)

Bill Peyer
Chairperson

Placement & Pre-Clinical-Training Committee



CHILDREN'S EDUCATION SOCIETY (Regd.)

THE OXFORD DENTAL COLLEGE

(Recognized by the Govt. of Karnataka, Affiliated to Rajiv Gandhi University of Health Sciences,
Karnataka & Recognised by Dental Council of India, New Delhi)

Bommanahalli, Hosur Road, Bangalore - 560 068.

Ph: 080-61754680 Fax : 080 - 61754693E-mail:deandirectortodc@gmail.com

Website: www.theoxford.edu

11. Crest syndrome does not have:

- a. Raynaud's phenomenon
- b. Koilonychia
- c. Telangiectasia

(Ans: B)

Chairperson

Placement & Pre-Clinical-Training Committee



CHILDREN'S EDUCATION SOCIETY (Regd.)

THE OXFORD DENTAL COLLEGE

(Recognized by the Govt. of Karnataka, Affiliated to Rajiv Gandhi University of Health Sciences,
Karnataka & Recognised by Dental Council of India, New Delhi)

Bommanahalli, Hosur Road, Bangalore – 560 068.

Ph: 080-61754680 Fax : 080 – 61754693E-mail:deandirectortodc@gmail.com

Website: www.theoxford.edu

Certificate



THE OXFORD DENTAL COLLEGE

Bommanahalli, Hosur road, Bangalore

CAPABILITY BUILDING AND SKILL ENHANCEMENT TRAINING COMMITTEE

CERTIFICATE OF PARTICIPATION

In recognition of participation to Guidance for Career Counseling on
“MOCK EXAM FOR NEET PREPARATION AND COUNSELLING”
held at The Oxford Dental College.

DR. ANTHARA
presenter